

ALPINE INDEPENDENT SCHOOL DISTRICT

ANNUAL FINANCIAL AND
COMPLIANCE REPORT

FOR THE YEAR ENDED
JUNE 30, 2021



SINGLETON, CLARK
& COMPANY, PC CERTIFIED PUBLIC ACCOUNTANTS

ALPINE INDEPENDENT SCHOOL DISTRICT
ANNUAL FINANCIAL AND COMPLIANCE REPORT
FOR THE YEAR ENDED JUNE 30, 2021

TABLE OF CONTENTS

<u>Exhibit</u>		<u>Page</u>
	CERTIFICATE OF BOARD	1
	FINANCIAL SECTION	
	Independent Auditor’s Report	5
	Management's Discussion and Analysis	9
	Basic Financial Statements:	
	Government-wide Financial Statements:	
A-1	Statement of Net Position	21
B-1	Statement of Activities	22
	Governmental Fund Financial Statements:	
C-1	Balance Sheet – Governmental Funds	24
C-1R	Reconciliation of the Governmental Funds Balance Sheet to the Statement of Net Position	25
C-2	Statement of Revenues, Expenditures, and Changes in Fund Balance – Governmental Funds	26
C-2R	Reconciliation of the Statement of Revenues, Expenditures, and Changes in Fund Balance of Governmental Funds to the Statement of Activities	27
C-3	Statement of Revenues, Expenditures, and Changes in Fund Balance – Budget and Actual – General Fund	29
	Proprietary Fund Financial Statements:	
D-1	Statement of Net Position – Proprietary Funds	30
D-2	Statement of Revenues, Expenses, and Changes in Net Position – Proprietary Funds	31
D-3	Statement of Cash Flows – Proprietary Funds	33
	Fiduciary Fund Financial Statements:	
E-1	Statement of Net Position – Fiduciary Funds	34
E-2	Statement of Changes in Net Position – Fiduciary Funds	35
	Notes to the Financial Statements	37
	Required Supplementary Information:	
G-1	Schedule of the District’s Proportionate Share of the Net Pension Liability – Teacher Retirement System	70
G-2	Schedule of District Contributions – Teacher Retirement System	72
G-3	Schedule of the District’s Proportionate Share of the Net OPEB Liability – Texas Public School Retired Employees Group Insurance Plan	75
G-4	Schedule of District Contributions – Texas Public School Retired Employees Group Insurance Plan	76
	Notes to Required Supplementary Information	79
	Combining and Individual Fund Statements and Schedules:	
H-1	Combining Balance Sheet – Nonmajor Governmental Funds	82
H-2	Combining Statement of Revenues, Expenditures, and Changes in Fund Balance – Nonmajor Governmental Funds	86

ALPINE INDEPENDENT SCHOOL DISTRICT
ANNUAL FINANCIAL AND COMPLIANCE REPORT
FOR THE YEAR ENDED JUNE 30, 2021

TABLE OF CONTENTS
(Continued)

FINANCIAL SECTION (Continued)

	Combining and Individual Fund Statements and Schedules (Continued):	
H-3	Combining Balance Sheet – Private-Purpose Trust Funds	90
H-4	Combining Statement of Changes in Net Position – Private-Purpose Trust Funds	91
J-1	Schedule of Delinquent Taxes Receivable	92
J-2	Schedule of Revenues, Expenditures, and Changes in Fund Balance – Budget and Actual – Child Nutrition Fund	94
J-3	Schedule of Revenues, Expenditures, and Changes in Fund Balance – Budget and Actual – Debt Service Fund	95
L-1	Schedule of Required Responses to Selected School First Indicators	97

FEDERAL AWARDS SECTION

	Independent Auditor’s Report on Internal Control Over Financial Reporting and on Compliance and Other Matters Based on an Audit of Financial Statements Performed in Accordance with <i>Government Auditing Standards</i>	101
	Independent Auditor’s Report on Compliance and Internal Control for Each Major Program as Required by Uniform Guidance and Report on the Schedule of Expenditures of Federal Awards	105
K-1	Schedule of Expenditures of Federal Awards	109
	Notes to the Schedule of Expenditures of Federal Awards	111
	Schedule of Findings and Questioned Costs	113

CERTIFICATE OF BOARD

Alpine Independent School District
Name of School District

Brewster
County

022-901
Co.-Dist. Number

We, the undersigned, certify that the attached annual financial reports of the above named school district were reviewed and (check one) approved disapproved for the year ended June 30, 2021, at a meeting of the Board of Trustees of such school district on the 20 day of October, 2021.



Signature of Board Secretary



Signature of Board President

If the Board of Trustees disapproved of the auditor's report, the reason(s) for disapproving it is (are):
(attach list as necessary)

THIS PAGE LEFT BLANK INTENTIONALLY

FINANCIAL SECTION

THIS PAGE LEFT BLANK INTENTIONALLY



INDEPENDENT AUDITOR'S REPORT

To the Board of Trustees of
Alpine Independent School District

Report on the Financial Statements

We have audited the accompanying financial statements of the governmental activities, the business-type activities, each major fund, and the aggregate remaining fund information of Alpine Independent School District as of and for the year ended June 30, 2021, and the related notes to the financial statements, which collectively comprise the District's basic financial statements as listed in the table of contents.

Management's Responsibility for the Financial Statements

Management is responsible for the preparation and fair presentation of these financial statements in accordance with accounting principles generally accepted in the United States of America; this includes the design, implementation, and maintenance of internal control relevant to the preparation and fair presentation of financial statements that are free from material misstatement, whether due to fraud or error.

Auditor's Responsibility

Our responsibility is to express opinions on these financial statements based on our audit. We conducted our audit in accordance with auditing standards generally accepted in the United States of America and the standards applicable to financial audits contained in *Government Auditing Standards* issued by the Comptroller General of the United States. Those standards require that we plan and perform the audit to obtain reasonable assurance about whether the financial statements are free from material misstatement.

An audit involves performing procedures to obtain audit evidence about the amounts and disclosures in the financial statements. The procedures selected depend on the auditor's judgment, including the assessment of the risks of material misstatement of the financial statements, whether due to fraud or error. In making those risk assessments, the auditor considers internal control relevant to the entity's preparation and fair presentation of the financial statements in order to design audit procedures that are appropriate in the circumstances, but not for the purpose of expressing an opinion on the effectiveness of the entity's internal control. Accordingly, we express no such opinion. An audit also includes evaluating the appropriateness of accounting policies used and the reasonableness of significant estimates made by management, as well as evaluating the overall presentation of the financial statements.

We believe that the audit evidence we have obtained is sufficient and appropriate to provide a basis for our audit opinions.

Opinions

In our opinion, the financial statements referred to above present fairly, in all material respects, the respective financial position of the governmental activities, the business-type activities, each major fund, and the aggregate remaining fund information of Alpine Independent School District as of June 30, 2021, and the respective changes in financial position and, where applicable, cash flows thereof, and the respective budgetary comparison for the General Fund for the year then ended in accordance with accounting principles generally accepted in the United States of America.

THIS PAGE LEFT BLANK INTENTIONALLY

Other Matters

Required Supplementary Information

Accounting principles generally accepted in the United States of America require that the management's discussion and analysis section which precedes the basic financial statements and the pension and other post-employment liabilities related schedules following the notes to the financial statements be presented to supplement the basic financial statements. Such information, although not a part of the basic financial statements, is required by the Governmental Accounting Standards Board who considers it to be an essential part of financial reporting for placing the basic financial statements in an appropriate operational, economic, or historical context. We have applied certain limited procedures to the required supplementary information in accordance with auditing standards generally accepted in the United States of America, which consisted of inquiries of management about the methods of preparing the information and comparing the information for consistency with management's responses to our inquiries, the basic financial statements, and other knowledge we obtained during our audit of the basic financial statements. We do not express an opinion or provide any assurance on the information because the limited procedures do not provide us with sufficient evidence to express an opinion or provide any assurance.


Other Information

Our audit was conducted for the purpose of forming opinions on the financial statements that collectively comprise Alpine Independent School District's basic financial statements. The combining statements of individual nonmajor funds and the Texas Education Agency required schedules are presented for purposes of additional analysis and are not a required part of the basic financial statements. The schedule of expenditures of federal awards is presented for purposes of additional analysis as required by *Title 2 U.S. Code of Federal Regulations (CFR) Part 200, Uniform Administrative Requirements, Cost Principles, and Audit Requirements for Federal Awards*, and is also not a required part of the basic financial statements.

The combining statements of individual nonmajor funds, the Texas Education Agency required schedules, and the schedule of expenditures of federal awards are the responsibility of management and were derived from and relate directly to the underlying accounting and other records used to prepare the basic financial statements. Such information has been subjected to the auditing procedures applied in the audit of the basic financial statements and certain additional procedures, including comparing and reconciling such information directly to the underlying accounting and other records used to prepare the basic financial statements or to the basic financial statements themselves, and other additional procedures in accordance with auditing standards generally accepted in the United States of America. In our opinion, the combining statements, the Texas Education Agency required schedules, and the schedule of expenditures of federal awards are fairly stated, in all material respects, in relation to the basic financial statements as a whole.

Other Reporting Required by *Government Auditing Standards*

In accordance with *Government Auditing Standards*, we have also issued our report dated September 3, 2021 on our consideration of Alpine Independent School District's internal control over financial reporting and on our tests of its compliance with certain provisions of laws, regulations, contracts, and grant agreements and other matters. The purpose of that report is to describe the scope of our testing of internal control over financial reporting and compliance and the results of that testing, and not to provide an opinion on internal control over financial reporting or on compliance. That report is an integral part of an audit performed in accordance with *Government Auditing Standards* in considering Alpine Independent School District's internal control over financial reporting and compliance.



Singleton, Clark & Company, PC
Cedar Park, Texas

September 3, 2021

THIS PAGE LEFT BLANK INTENTIONALLY

ALPINE INDEPENDENT SCHOOL DISTRICT
MANAGEMENT'S DISCUSSION AND ANALYSIS
FOR THE YEAR ENDED JUNE 30, 2021

MANAGEMENT'S DISCUSSION AND ANALYSIS

In this section of the Annual Financial and Compliance Report, we, the managers of Alpine Independent School District (the "District") discuss and analyze the financial performance of the District for the fiscal year ended June 30, 2021. Please read this information in conjunction with the District's basic financial statements, which follow this section.

FINANCIAL HIGHLIGHTS

- The District's net position for governmental activities increased by \$416,928 as a result of this year's current operations, to end at \$11,844,222.
- Total governmental funds of the District (the General Fund plus all Special Revenue Funds, the Capital Projects Fund, and the Debt Service Fund) reported an overall fund balance decrease of \$4,844,614, to end at \$26,591,793.
- The General Fund of the District reported a fund balance increase of \$590,726 for the year, to end at \$9,474,735.

OVERVIEW OF THE FINANCIAL SECTION

The Financial Section is the most substantial part of this Annual Financial and Compliance Report. It consists of the independent auditor's report, management's discussion and analysis (this section), a set of basic financial statements with required note disclosures, and finally, required supplementary information and other supporting statements and schedules as applicable.

Independent Auditor's Report

State law requires the District's financial statements to be audited by an independent certified public accountant each year. The primary purpose of the annual audit is for the auditor to express an opinion as to whether the financial statements of the District appear to be free from material misstatement. The audit is required to be conducted in accordance with auditing standards generally accepted in the United States of America and the standards applicable to financial audits contained in *Government Auditing Standards* issued by the Comptroller General of the United States. The District received an *Unmodified* opinion on its financial statements this year.

Management's Discussion and Analysis

The Management's Discussion and Analysis (MD&A) section of the report is intended to introduce the financial statements and to provide discussion and analysis regarding the financial performance of the District during the year. The MD&A is written by management of the District and provides for a less formal presentation of the financial activities of the District than is found within the basic financial statements themselves.

Basic Financial Statements

The Basic Financial Statements consist of a series of financial statements and required note disclosures. These statements include government-wide financial statements which present the District in a consolidated and long-term manner using full-accrual accounting similar to that of a business enterprise, and fund financial statements which present a more detailed view of the District using a more short-term view and traditional modified-accrual governmental accounting. These financial statements are followed with detailed notes which provide narrative explanations and additional data for full disclosure of information.

ALPINE INDEPENDENT SCHOOL DISTRICT
MANAGEMENT'S DISCUSSION AND ANALYSIS
FOR THE YEAR ENDED JUNE 30, 2021

Required Supplementary Information

The previously discussed Management's Discussion and Analysis section is considered to be required supplementary information, however, the governmental reporting framework requires that it be presented before the financial statements. When applicable, additional required supplementary information must follow the financial statements. Within this financial report, the District presents required schedules related to its participation in the Teacher Retirement System of Texas and the Texas Public School Retired Employees Group Insurance Plan.

Combining and Individual Fund Statements and Schedules

The combining statements provide detailed information about the District's nonmajor funds. While the primary financial statements present the nonmajor funds in a consolidated manner, the combining statements list all of the nonmajor funds separately, each in its own column. In addition, this section also includes schedules required by the Texas Education Agency to report tax collection information and budget to actual information for the District's child nutrition and debt service functions.

OVERVIEW OF THE FEDERAL AWARDS SECTION

Report on Internal Controls and Compliance

In accordance with *Government Auditing Standards*, the auditor is required to consider the internal controls the District has in place over financial reporting and whether any noncompliance with rules, laws, and regulations was noted during the audit. This report describes the scope of the testing of internal control and compliance, however, it does not provide an opinion on the effectiveness of internal control or on compliance.

Report on Compliance and Internal Control for Each Major Program

Because the District expended more than \$750,000 in federal grant awards, an additional independent auditor's report on compliance and internal control over the District's major federal grant programs was required. This report provides an opinion by the independent audit firm that the District complied, in all material respects, with the requirements applicable to the federal grants received and expended.

Schedule of Expenditures of Federal Awards

The Schedule of Expenditures of Federal Awards (SEFA) provides a detailed listing of the federal grant awards received by the District during the year. This listing includes federal grant names, identification numbers, and amounts expended.

Schedule of Findings and Questioned Costs

The Schedule of Findings and Questioned Costs provides an overall summary of auditor results, including identification of the type of opinion on the financial statements, whether any significant deficiencies or material weaknesses in internal controls were observed by the audit firm, and whether any material noncompliance was noted. This schedule also lists information related to the audit of the District's major federal programs and lists any audit findings reported by the audit firm for the year.

ALPINE INDEPENDENT SCHOOL DISTRICT
MANAGEMENT'S DISCUSSION AND ANALYSIS
FOR THE YEAR ENDED JUNE 30, 2021

Reporting the District as a Whole

The Statement of Net Position and the Statement of Activities

The analysis of the District's overall financial condition and operations begins with the government-wide financial statements which immediately follow this section. The government-wide financial statements include the Statement of Net Position and the Statement of Activities. The primary purpose of these financial statements is to show whether the District is better off or worse off as a result of the year's activities. The Statement of Net Position includes all the District's assets, deferred outflows, liabilities, and deferred inflows at the end of the year while the Statement of Activities includes all the revenues and expenses generated by the District's operations during the year. These apply the accrual basis of accounting which is the basis used by private sector companies.

All of the current year's revenues and expenses are taken into account regardless of when cash is received or paid. The District's revenues are divided into those provided by outside parties who share the costs of some programs, such as tuition received from students from outside the District and grants provided by the U.S. Department of Education to assist children with disabilities or from disadvantaged backgrounds (program revenues), and revenues provided by the taxpayers or by the State of Texas in equalization funding processes (general revenues). All the District's assets are reported whether they serve the current year or future years. Liabilities are considered regardless of whether they must be paid in the current or future years.

The Statement of Net Position and the Statement of Activities report the District's net position and changes in net position. The District's net position (the difference between assets, deferred outflows, liabilities, and deferred inflows) provides one measure of the District's financial health. Over time, increases or decreases in the District's net position are one indicator of whether its financial health is improving or deteriorating. To fully assess the overall health of the District, however, you should consider nonfinancial factors as well, such as changes in the District's average daily attendance or its property tax base and the condition of the District's facilities.

In the Statement of Net Position and the Statement of Activities, school districts divide up their financial activities as follows:

- Governmental activities – School districts report basic services here, including the instruction of students, counseling, co-curricular activities, child nutrition services, transportation, maintenance, community services, and general administration. Property taxes, state block grants based on student attendance and demographics, and other state and federal grants finance most of these activities.
- Business-type activities – School districts may charge a fee to "customers" to help it cover all or most of the cost of services it provides for child care programs or other activities that closely model a business venture.

ALPINE INDEPENDENT SCHOOL DISTRICT
MANAGEMENT'S DISCUSSION AND ANALYSIS
FOR THE YEAR ENDED JUNE 30, 2021

Reporting the District's Most Significant Funds

Fund Financial Statements

The fund financial statements follow the government-wide statements and provide detailed information about the most significant funds of the District, not the District as a whole. Laws and regulations require the District to establish separate funds, such as for grants received from the state and federal government, money received from bond issues for capital projects, or for money raised specifically for debt service purposes, in order to clearly display financial accountability for use of these funds.

School districts use two different kinds of funds for operations, governmental funds and proprietary funds, which use different accounting approaches.

- A school district will use *governmental funds* to account for basic services. These use modified accrual accounting (a method that measures the receipt and disbursement of cash and all other financial assets that can be readily converted to cash) and report balances that are available for future spending. The governmental fund statements provide a detailed short-term view of the District's general operations and the basic services it provides. We describe the differences between governmental activities (reported in the Statement of Net Position and the Statement of Activities) and governmental funds in reconciliation schedules following each of the fund financial statements.
- A school district will use *proprietary funds* to account for the activities for which it charges users (whether outside customers or other units of the District). Proprietary funds use the same accounting methods employed in the Statement of Net Position and the Statement of Activities. In fact, when a district utilizes enterprise funds, (one category of proprietary funds) these are the business-type activities reported in the government-wide statements but they contain more detail and additional information, such as cash flows. Internal service funds (the other category of proprietary funds) report activities that provide supplies and services for a district's other programs and activities, such as a district's self-insurance programs.

The District as Trustee

Reporting the District's Fiduciary Responsibilities

The District is the trustee, or fiduciary, for money raised by student activities and alumni scholarship programs. All of the District's fiduciary activities are reported in separate Statements of Fiduciary Net Position and Changes in Fiduciary Net Position on pages that follow the governmental fund and proprietary fund financial statements. We exclude these resources from the District's other financial statements because the District cannot use these assets to finance its operations. The District is however responsible for applying sound financial internal controls over these funds and for ensuring that these resources are used for their intended purposes.

ALPINE INDEPENDENT SCHOOL DISTRICT
MANAGEMENT'S DISCUSSION AND ANALYSIS
FOR THE YEAR ENDED JUNE 30, 2021

GOVERNMENT-WIDE FINANCIAL ANALYSIS

The following analysis focuses on the net position (Table I) and changes in net position (Table II) of the District's governmental activities and business-type activities .

Net position of the District's governmental activities increased from \$11,427,294 to \$11,844,222. Unrestricted net position – the part of net position that can be used to finance day-to-day operations without constraints established by debt covenants, enabling legislation, or other legal requirements – was \$1,205,537 at June 30, 2021. The increase in governmental net position was primarily due to factors such as local tax revenues above budgeted expectations and a decrease in Total Governmental Activities expenses.

Table I
ALPINE INDEPENDENT SCHOOL DISTRICT
NET POSITION

	Governmental Activities		Change	Business-Type Activities		Change
	2021	2020		2021	2020	
Current & Other Assets	\$ 30,233,508	\$ 32,710,779	\$ (2,477,271)	\$ 17,933	\$ 11,165	\$ 6,768
Capital Assets	15,099,244	10,050,951	5,048,293	-	-	-
Total Assets	45,332,752	42,761,730	2,571,022	17,933	11,165	6,768
Deferred Outflows of Resources	2,750,727	2,596,947	153,780	-	-	-
Current Liabilities	3,036,085	547,535	2,488,550	-	-	-
Long-Term Liabilities	29,331,770	30,325,350	(993,580)	-	-	-
Total Liabilities	32,367,855	30,872,885	1,494,970	-	-	-
Deferred Inflows of Resources	3,871,402	3,058,498	812,904	-	-	-
Net Position:						
Net Investment in Capital Assets	(6,579,268)	9,342,309	(15,921,577)	-	-	-
Restricted	17,217,953	1,098,828	16,119,125	-	-	-
Unrestricted	1,205,537	986,157	219,380	17,933	11,165	6,768
Total Net Position	\$ 11,844,222	\$ 11,427,294	\$ 416,928	\$ 17,933	\$ 11,165	\$ 6,768

ALPINE INDEPENDENT SCHOOL DISTRICT
MANAGEMENT'S DISCUSSION AND ANALYSIS
FOR THE YEAR ENDED JUNE 30, 2021

Table II
ALPINE INDEPENDENT SCHOOL DISTRICT
CHANGES IN NET POSITION

	Governmental Activities 2021	Governmental Activities 2020	Change	Business- Business- Type Activities 2021	Business- Business- Type Activities 2020	Change
Revenues:						
Program Revenues:						
Charges for Services	\$ 641,827	\$ 787,548	\$ (145,721)	\$ 19,450	\$ 23,430	\$ (3,980)
Operating Grants & Contributions	2,516,361	2,819,697	(303,336)	-	-	-
General Revenues:						
Maintenance & Operations Taxes	6,307,304	6,455,548	(148,244)	-	-	-
Debt Service Taxes	1,438,382	1,585,683	(147,301)	-	-	-
State Aid - Formula Grants	4,156,956	4,344,141	(187,185)	-	-	-
Grants & Contributions not Restricted	468,716	596,910	(128,194)	-	-	-
Investment Earnings	56,234	424,780	(368,546)	-	-	-
Miscellaneous	50,893	104,616	(53,723)	-	-	-
Total Revenue	<u>15,636,673</u>	<u>17,118,923</u>	<u>(1,482,250)</u>	<u>19,450</u>	<u>23,430</u>	<u>(3,980)</u>
Expenses:						
Instruction	7,273,651	8,042,784	(769,133)	-	-	-
Instructional Resources & Media Services	266,927	295,760	(28,833)	-	-	-
Curriculum & Instructional Staff Development	158,075	48,114	109,961	-	-	-
Instructional Leadership	305,218	300,864	4,354	-	-	-
School Leadership	833,618	921,381	(87,763)	-	-	-
Guidance, Counseling, & Evaluation Services	985,916	1,013,548	(27,632)	-	-	-
Health Services	127,490	115,959	11,531	-	-	-
Student Transportation	394,068	367,607	26,461	-	-	-
Food Services	549,868	536,464	13,404	-	-	-
Extracurricular Activities	845,783	811,112	34,671	-	-	-
General Administration	654,310	743,602	(89,292)	-	-	-
Facilities Maintenance and Operations	1,370,796	1,437,475	(66,679)	-	-	-
Security and Monitoring Services	245,643	197,906	47,737	-	-	-
Data Processing Services	277,234	276,216	1,018	-	-	-
Community Services	1,557	2,058	(501)	-	-	-
Debt Service	698,283	820,835	(122,552)	-	-	-
Payments to Fiscal Member Dist. of SSA	176,482	181,308	(4,826)	-	-	-
Other Intergovernmental Charges	267,722	201,360	66,362	-	-	-
Business-Type Activities	-	-	-	12,682	12,265	417
Total Expenses	<u>15,432,641</u>	<u>16,314,353</u>	<u>(881,712)</u>	<u>12,682</u>	<u>12,265</u>	<u>417</u>
Special Item - Gain on Sale of Property	23,261	3,295	19,966	-	-	-
Special Item - Tax Abatement Agreement Proceeds	189,635	216,277	(26,642)	-	-	-
Change in Net Position	<u>416,928</u>	<u>1,024,142</u>	<u>(607,214)</u>	<u>6,768</u>	<u>11,165</u>	<u>(4,397)</u>
Net Position at 7/1/20 and 7/1/19	<u>11,427,294</u>	<u>10,403,152</u>	<u>1,024,142</u>	<u>11,165</u>	<u>-</u>	<u>11,165</u>
Net Position at 6/30/21 and 6/30/20	<u>\$ 11,844,222</u>	<u>\$ 11,427,294</u>	<u>\$ 416,928</u>	<u>\$ 17,933</u>	<u>\$ 11,165</u>	<u>\$ 6,768</u>

ALPINE INDEPENDENT SCHOOL DISTRICT
MANAGEMENT'S DISCUSSION AND ANALYSIS
FOR THE YEAR ENDED JUNE 30, 2021

THE DISTRICT'S FUNDS

As the District completed this annual period, the General Fund reported a fund balance of \$9,474,735, which is \$590,726 more than last year's total of \$8,884,009. The increase in fund balance is attributable to greater tax revenues than expected and lower than appropriated expenditures.

The District's Capital Projects Fund reported a fund balance of \$15,929,347 which is \$5,634,500 less than last year's total of \$21,563,847. The Capital Projects fund balance was less at June 30, 2021, as compared to the prior year end, due to the District's ongoing construction projects. The purpose of the Capital Projects Fund is to account for the construction, improvement and renovation of school buildings in the District along with the acquisition of land and equipment. This fund is budgeted on a project basis rather than annually.

The District's other governmental funds reported combined ending fund balances of \$1,187,711. This combined balance is \$199,160 more than the previous year. The primary reason for this change in the combined fund balance was greater than originally anticipated property tax revenues in the Debt Service Fund.

Over the course of the year, the Board of Trustees generally revises the District's budget based on financial updates provided by management of the District. These amendments involve moving funds from programs that did not need all the resources originally appropriated to them to programs with resource needs, or to react to originally unforeseen circumstances, such as unanticipated new revenues or unavoidable new costs. General Fund budget amendments made to functions 11, 33, 34, 36, 51, and 81 during the year were considered significant.

CAPITAL ASSET AND DEBT ADMINISTRATION

Capital Assets

As of June 30, 2021, the District had \$15,099,244 (net of accumulated depreciation) invested in a broad range of capital assets, including facilities and equipment for instruction, transportation, athletics, administration, and maintenance.

A summary of the ending balances of capital assets by major category for both 2021 and 2020 is as follows:

	Governmental Activities 2021	Governmental Activities 2020	Change
Land	\$ 275,907	\$ 275,907	\$ -
Construction in Progress	7,156,190	1,346,432	5,809,758
Buildings	18,873,134	18,873,134	-
Furniture and Equipment	3,890,124	4,070,463	(180,339)
Equipment under Capital Lease	205,128	205,128	-
Total	<u>30,400,483</u>	<u>24,771,064</u>	<u>5,629,419</u>
Less Accumulated Depreciation	<u>(15,301,239)</u>	<u>(14,720,113)</u>	<u>(581,126)</u>
Capital Assets, Net of Depreciation	<u>\$ 15,099,244</u>	<u>\$ 10,050,951</u>	<u>\$ 5,048,293</u>

THIS PAGE LEFT BLANK INTENTIONALLY

ALPINE INDEPENDENT SCHOOL DISTRICT
 MANAGEMENT'S DISCUSSION AND ANALYSIS
 FOR THE YEAR ENDED JUNE 30, 2021

Debt

At year-end, the District had \$21,712,903 in bonds and other long-term debt outstanding versus \$22,322,032 last year. The decrease is attributable to the District making scheduled payments on its long-term debt during the year.

A summary of the ending balances of long-term debt by type for both 2021 and 2020 is as follows:

	Governmental Activities 2021	Governmental Activities 2020	Change
General Obligation Bonds	\$ 21,504,436	\$ 22,051,559	\$ (547,123)
Capital Leases Payable	174,076	220,930	(46,854)
Compensated Absences	34,391	49,543	(15,152)
Total	\$ 21,712,903	\$ 22,322,032	\$ (609,129)

ECONOMIC FACTORS AND NEXT YEAR'S BUDGETS AND RATES

The District's elected and appointed officials considered many factors when setting the fiscal year 2021-2022 budget and tax rates. Those factors include property values, changes in enrollment, the economy, projections of future budget years, and legislative mandates. The District has adopted a General Fund budget of \$11.5 million for the 2021-2022 fiscal year. This reflects an approximate increase \$600,000 in budgeted expenditures from fiscal year 2020-2021 to fiscal year 2021-2022.

For the 2021-2022 budget year, the District has decreased its maintenance and operations tax rate at \$1.0024 per hundred of taxable value. The District has the capability to call a tax ratification election which could authorize up to \$1.17 cents for maintenance and operations. The District has no current plans to call a tax ratification election. The District adopted a debt service tax rate of \$0.21 for the 2021-2022 budget year in order to fund required debt payments in the coming year. The combined tax rate of the District for the 2021-2022 budget year is \$1.2124 per hundred of taxable value.

CONTACTING THE DISTRICT'S FINANCIAL MANAGEMENT

This financial report is designed to provide our citizens, taxpayers, customers, investors, and creditors with a general overview of the District's finances and to show the District's accountability for the money it receives. If you have questions about this report or need additional financial information, contact the District's Business Office, at Alpine Independent School District, 704 W. Sul Ross Avenue, Alpine, Texas 79830, or by calling (432) 837-7700.

THIS PAGE LEFT BLANK INTENTIONALLY

BASIC FINANCIAL STATEMENTS

THIS PAGE LEFT BLANK INTENTIONALLY

ALPINE INDEPENDENT SCHOOL DISTRICT
STATEMENT OF NET POSITION
JUNE 30, 2021

Data Control Codes	Primary Government			
	1 Governmental Activities	2 Business-Type Activities	3 Total	
ASSETS				
1110	Cash and Cash Equivalents	\$ 27,556,359	\$ 18,233	\$ 27,574,592
1225	Property Taxes Receivable, net	891,736	-	891,736
1240	Due from Other Governments	1,705,103	-	1,705,103
1260	Internal Balances	300	(300)	-
1267	Due from Trust and Agency Funds	74,633	-	74,633
1410	Deferred Expenditures or Expenses	5,377	-	5,377
	Capital Assets:			
1510	Land	275,907	-	275,907
1520	Buildings and Improvements, net	7,132,628	-	7,132,628
1530	Furniture and Equipment, net	370,417	-	370,417
1550	Leased Property under Capital Lease, net	164,102	-	164,102
1580	Construction in Progress	7,156,190	-	7,156,190
1000	Total Assets	<u>45,332,752</u>	<u>17,933</u>	<u>45,350,685</u>
DEFERRED OUTFLOWS OF RESOURCES				
1705	Deferred Outflows-Pension	1,282,511	-	1,282,511
1706	Deferred Outflows-OPEB	1,468,216	-	1,468,216
	Total Deferred Outflows of Resources	<u>2,750,727</u>	<u>-</u>	<u>2,750,727</u>
LIABILITIES				
2110	Accounts Payable	1,655,922	-	1,655,922
2140	Interest Payable	286,106	-	286,106
2180	Due to Other Governments	762,401	-	762,401
2200	Accrued Expenses	254,728	-	254,728
2300	Unearned Revenue	76,928	-	76,928
	Noncurrent Liabilities:			
2501	Due Within One Year	508,273	-	508,273
2502	Due in More Than One Year	21,204,630	-	21,204,630
2540	Net Pension Liability	3,369,885	-	3,369,885
2545	Other Post-Employment Benefits Liability	4,248,982	-	4,248,982
2000	Total Liabilities	<u>32,367,855</u>	<u>-</u>	<u>32,367,855</u>
DEFERRED INFLOWS OF RESOURCES				
2605	Deferred Inflows-Pension	670,822	-	670,822
2606	Deferred Inflows-OPEB	3,200,580	-	3,200,580
	Total Deferred Inflows of Resources	<u>3,871,402</u>	<u>-</u>	<u>3,871,402</u>
NET POSITION				
3200	Net Investment in Capital Assets	(6,579,268)	-	(6,579,268)
	Restricted for:			
3820	Federal & State Programs	471,131	-	471,131
3850	Debt Service	817,475	-	817,475
3860	Capital Projects	15,929,347	-	15,929,347
3900	Unrestricted	1,205,537	17,933	1,223,470
3000	Total Net Position	<u>\$ 11,844,222</u>	<u>\$ 17,933</u>	<u>\$ 11,862,155</u>

The notes to the financial statements are an integral part of this statement.

ALPINE INDEPENDENT SCHOOL DISTRICT
STATEMENT OF ACTIVITIES
FOR THE YEAR ENDED JUNE 30, 2021

Data Control Codes	1 Expenses	Program Revenues		
		3 Charges for Services	4 Operating Grants and Contributions	
Primary Government:				
GOVERNMENTAL ACTIVITIES:				
11	Instruction	\$ 7,273,651	\$ 570,384	\$ 1,209,300
12	Instructional Resources & Media Services	266,927	-	19,689
13	Curriculum & Instructional Staff Development	158,075	-	56,044
21	Instructional Leadership	305,218	-	177,229
23	School Leadership	833,618	-	45,533
31	Guidance, Counseling, & Evaluation Services	985,916	-	465,336
33	Health Services	127,490	-	7,876
34	Student Transportation	394,068	-	13,539
35	Food Services	549,868	35,827	356,270
36	Extracurricular Activities	845,783	21,216	30,325
41	General Administration	654,310	14,400	27,328
51	Facilities Maintenance and Operations	1,370,796	-	76,035
52	Security and Monitoring Services	245,643	-	20,777
53	Data Processing Services	277,234	-	9,844
61	Community Services	1,557	-	1,236
72	Interest on Long-Term Debt	694,489	-	-
73	Bond Issuance Cost & Fees	3,794	-	-
93	Payments to Member Districts of SSA	176,482	-	-
99	Other Intergovernmental Charges	267,722	-	-
TG	Total Governmental Activities:	<u>15,432,641</u>	<u>641,827</u>	<u>2,516,361</u>
BUSINESS-TYPE ACTIVITIES:				
01	Enterprise Fund - After School Care Program	12,682	19,450	-
TB	Total Business-Type Activities:	<u>12,682</u>	<u>19,450</u>	<u>-</u>
TP	TOTAL PRIMARY GOVERNMENT:	<u>\$ 15,445,323</u>	<u>\$ 661,277</u>	<u>\$ 2,516,361</u>
General Revenues:				
Taxes:				
MT	Property Taxes, Levied for General Purposes			
DT	Property Taxes, Levied for Debt Service			
SF	State Aid - Formula Grants			
GC	Grants and Contributions, not Restricted			
IE	Investment Earnings			
MI	Miscellaneous Local and Intermediate Revenue			
	Total General Revenues			
S1	Special Items-Sale of Property			
S2	Special Items-Tax Abatement Agreement Proceeds			
TR	Total General Revenues, Special Items, and Transfers			
CN	Change in Net Position			
NB	Net Position -- Beginning			
NE	Net Position -- Ending			

The notes to the financial statements are an integral part of this statement.

Net (Expense)
Rev. & Changes
in Net Position

6		7		8	
Primary Gov.					
Governmental	Business-Type				Total
Activities	Activities				
\$ (5,493,967)	\$ -			\$ (5,493,967)	
(247,238)	-			(247,238)	
(102,031)	-			(102,031)	
(127,989)	-			(127,989)	
(788,085)	-			(788,085)	
(520,580)	-			(520,580)	
(119,614)	-			(119,614)	
(380,529)	-			(380,529)	
(157,771)	-			(157,771)	
(794,242)	-			(794,242)	
(612,582)	-			(612,582)	
(1,294,761)	-			(1,294,761)	
(224,866)	-			(224,866)	
(267,390)	-			(267,390)	
(321)	-			(321)	
(694,489)	-			(694,489)	
(3,794)	-			(3,794)	
(176,482)	-			(176,482)	
(267,722)	-			(267,722)	
<u>(12,274,453)</u>	<u>-</u>			<u>(12,274,453)</u>	
-	6,768			6,768	
-	6,768			6,768	
<u>(12,274,453)</u>	<u>6,768</u>			<u>(12,267,685)</u>	
6,307,304	-			6,307,304	
1,438,382	-			1,438,382	
4,156,956	-			4,156,956	
468,716	-			468,716	
56,234	-			56,234	
50,893	-			50,893	
<u>12,478,485</u>	<u>-</u>			<u>12,478,485</u>	
23,261	-			23,261	
189,635	-			189,635	
<u>12,691,381</u>	<u>-</u>			<u>12,691,381</u>	
416,928	6,768			423,696	
11,427,294	11,165			11,438,459	
<u>\$ 11,844,222</u>	<u>\$ 17,933</u>			<u>\$ 11,862,155</u>	

ALPINE INDEPENDENT SCHOOL DISTRICT
BALANCE SHEET
GOVERNMENTAL FUNDS
JUNE 30, 2021

Data	10	60	98	
Control Codes	General Fund	Capital Projects Fund	Other Funds	Total Governmental Funds
ASSETS				
1110 Cash and Cash Equivalents	\$ 8,487,903	\$ 17,779,858	\$ 1,288,598	\$ 27,556,359
1220 Property Taxes - Delinquent	878,711	-	112,106	990,817
1230 Allowance for Uncollectible Taxes (Credit)	(87,870)	-	(11,211)	(99,081)
1240 Due from Other Governments	1,288,643	-	416,460	1,705,103
1260 Due from Other Funds	481,570	1,211	267,226	750,007
1267 Due from Trust and Custodial Funds	74,633	-	-	74,633
1410 Deferred Expenditures	5,377	-	-	5,377
1000 Total Assets	<u>\$ 11,128,967</u>	<u>\$ 17,781,069</u>	<u>\$ 2,073,179</u>	<u>\$ 30,983,215</u>
LIABILITIES				
2110 Accounts Payable	\$ 56,709	\$ 1,596,994	\$ 2,219	\$ 1,655,922
2170 Due to Other Funds	125,435	-	624,272	749,707
2180 Due to Other Governments	681,247	-	81,154	762,401
2200 Accrued Expenditures	-	254,728	-	254,728
2300 Unavailable Revenues	-	-	76,928	76,928
2000 Total Liabilities	<u>863,391</u>	<u>1,851,722</u>	<u>784,573</u>	<u>3,499,686</u>
DEFERRED INFLOWS OF RESOURCES				
2600 Deferred Inflows-Unavailable Revenues	790,841	-	100,895	891,736
Total Deferred Inflows of Resources	<u>790,841</u>	<u>-</u>	<u>100,895</u>	<u>891,736</u>
FUND BALANCES				
Nonspendable:				
3430 Prepaid Items	5,377	-	-	5,377
Restricted for:				
3450 Federal or State Funds Restricted	-	-	471,131	471,131
3470 Contractual Obligations	-	15,929,347	-	15,929,347
3480 Retirement of Long-Term Debt	-	-	716,580	716,580
Committed for:				
3510 Construction	3,500,000	-	-	3,500,000
3530 Capital Expenditures for Equipment	600,000	-	-	600,000
Assigned for:				
3570 Capital Expenditures for Equipment	1,000,000	-	-	1,000,000
3600 Unassigned Fund Balance	4,369,358	-	-	4,369,358
3000 Total Fund Balances	<u>9,474,735</u>	<u>15,929,347</u>	<u>1,187,711</u>	<u>26,591,793</u>
4000 Total Liabilities, Deferred Inflows, and Fund Balances	<u>\$ 11,128,967</u>	<u>\$ 17,781,069</u>	<u>\$ 2,073,179</u>	<u>\$ 30,983,215</u>

The notes to the financial statements are an integral part of this statement.

ALPINE INDEPENDENT SCHOOL DISTRICT
RECONCILIATION OF THE GOVERNMENTAL FUNDS BALANCE SHEET TO THE
STATEMENT OF NET POSITION
JUNE 30, 2021

		1
Total Fund Balances - Governmental Funds		\$ 26,591,793
<p>¹ Capital assets used in governmental activities are not current financial resources and, therefore, are not reported in the governmental funds.</p>		
Governmental capital assets	\$ 30,400,483	
Less accumulated depreciation	<u>(15,301,239)</u>	15,099,244
<p>² Long-term liabilities are not due and payable in the current period and, therefore, are not reported in the funds.</p>		
Bonds payable, including unamortized premiums	(21,504,436)	
Capital leases payable	(174,076)	
Compensated absences liability	(34,391)	
Net pension liability	(3,369,885)	
Net OPEB liability	<u>(4,248,982)</u>	(29,331,770)
<p>³ Accrued interest on long-term debt related to governmental fund activities is not due and payable in the current period and, therefore, not reported in the governmental funds.</p>		
		(286,106)
<p>⁴ Deferred outflows and inflows of resources related to pensions and other post-employment benefits are applicable to future periods and, therefore, are not reported in the funds.</p>		
Deferred outflows of resources related to pensions	1,282,511	
Deferred inflows of resources related to pensions	(670,822)	
Deferred outflows of resources related to OPEB	1,468,216	
Deferred inflows of resources related to OPEB	<u>(3,200,580)</u>	(1,120,675)
<p>⁵ Property taxes are recognized as revenue in the governmental funds when collected, but recognized on the Statement of Activities in the year levied. Therefore, property taxes receivable, net of allowance for uncollectible accounts, is added to the Statement of Net Position for governmental activities.</p>		
		891,736
¹⁹ Net Position of Governmental Activities		<u>\$ 11,844,222</u>

The notes to the financial statements are an integral part of this statement.

ALPINE INDEPENDENT SCHOOL DISTRICT
STATEMENT OF REVENUES, EXPENDITURES, AND CHANGES IN FUND BALANCE
GOVERNMENTAL FUNDS
FOR THE YEAR ENDED JUNE 30, 2021

Data	10	60	98	Total
Control Codes	General Fund	Capital Projects Fund	Other Funds	Governmental Funds
REVENUES				
5700 Local and Intermediate Sources	\$ 6,551,644	\$ 51,563	\$ 2,023,448	\$ 8,626,655
5800 State Program Revenues	4,779,391	-	231,037	5,010,428
5900 Federal Program Revenues	218,671	-	1,809,328	2,027,999
5020 Total Revenues	<u>11,549,706</u>	<u>51,563</u>	<u>4,063,813</u>	<u>15,665,082</u>
EXPENDITURES				
0011 Instruction	5,567,175	-	1,088,457	6,655,632
0012 Instructional Resources & Media Services	245,363	-	-	245,363
0013 Curriculum & Instructional Staff Development	70,951	-	71,983	142,934
0021 Instructional Leadership	56,418	-	221,916	278,334
0023 School Leadership	662,629	-	90,954	753,583
0031 Guidance, Counseling & Evaluation Services	253,125	-	663,144	916,269
0033 Health Services	117,745	-	-	117,745
0034 Student Transportation	412,765	-	-	412,765
0035 Food Services	43,545	-	467,443	510,988
0036 Extracurricular Activities	791,806	-	-	791,806
0041 General Administration	601,435	-	-	601,435
0051 Facilities Maintenance and Operations	1,234,702	-	41,723	1,276,425
0052 Security and Monitoring Services	160,612	-	70,084	230,696
0053 Data Processing Services	264,748	-	-	264,748
0061 Community Services	1,116	-	-	1,116
0071 Debt Service - Principal	38,454	-	460,000	498,454
0072 Debt Service - Interest	6,470	-	785,950	792,420
0073 Debt Service - Bond Issuance Costs	-	-	3,794	3,794
0081 Facilities Acquisition and Construction	123,695	5,686,063	-	5,809,758
0093 Payments to Fiscal Member Dist. of SSA	166,201	-	-	166,201
0099 Other Intergovernmental Charges	252,126	-	-	252,126
6030 Total Expenditures	<u>11,071,081</u>	<u>5,686,063</u>	<u>3,965,448</u>	<u>20,722,592</u>
1100 Excess (Deficiency) of Revenues Over (Under) Expenditures	<u>478,625</u>	<u>(5,634,500)</u>	<u>98,365</u>	<u>(5,057,510)</u>
OTHER FINANCING SOURCES (USES)				
7912 Sale of Property	16,806	-	6,455	23,261
7915 Transfers In	-	-	94,340	94,340
7949 Other Resources	189,635	-	-	189,635
8911 Transfers Out	(94,340)	-	-	(94,340)
7080 Total Other Financing Sources (Uses)	<u>112,101</u>	<u>-</u>	<u>100,795</u>	<u>212,896</u>
1200 Net Change in Fund Balance	590,726	(5,634,500)	199,160	(4,844,614)
0100 Fund Balance - Beginning	8,884,009	21,563,847	988,551	31,436,407
3000 Fund Balance - Ending	<u>\$ 9,474,735</u>	<u>\$ 15,929,347</u>	<u>\$ 1,187,711</u>	<u>\$ 26,591,793</u>

The notes to the financial statements are an integral part of this statement.

ALPINE INDEPENDENT SCHOOL DISTRICT
RECONCILIATION OF THE STATEMENT OF REVENUES, EXPENDITURES, AND CHANGES IN
FUND BALANCE OF GOVERNMENTAL FUNDS TO THE STATEMENT OF ACTIVITIES
FOR THE YEAR ENDED JUNE 30, 2021

	Total Net Change in Fund Balances – Governmental Funds	\$	(4,844,614)
1	Governmental funds report the portion of capital outlay for capitalized assets as expenditures. However, in the Statement of Activities, the costs of those assets are allocated over their estimated useful lives as depreciation expense.		
	Expenditures for capitalized assets	\$	5,890,661
	Less current year depreciation		(842,368)
			5,048,293
2	Repayment of principal on bonds and capital leases and reductions in compensated absences are expenditures in the governmental funds, but this expenditure is removed from the Statement of Activities and the repayments instead reduce long-term liabilities on the Statement of Net Position.		522,006
3	Since long-term debt is not recorded in governmental funds, amortization of related issuance premiums and discounts is also not recorded.		87,123
4	The change in accrued interest due on long-term debt issued for governmental activities does not affect current financial resources and therefore is not reported in the governmental funds.		10,808
5	Property taxes are recognized as revenue in the governmental funds when collected but recognized on the Statement of Activities in the year levied. Therefore the uncollected amount of the current year levy is added to current year property tax revenue on the Statement of Activities.		(132,015)
6	Governmental funds report pension contributions as expenditures. However, pension contributions are reported as deferred outflows of resources on the Statement of Net Position if made after the net pension liability measurement date. In addition, the change in the net pension liability, adjusted for changes in deferred pension items, is reported as pension expense in the Statement of Activities.		(308,729)
7	Governmental funds report OPEB contributions as expenditures. However, OPEB contributions are reported as deferred outflows of resources on the Statement of Net Position if made after the net OPEB liability measurement date. In addition, the change in the net OPEB liability, adjusted for changes in deferred OPEB items, is reported as OPEB expense in the Statement of Activities.		34,056
	19 Change in Net Position of Governmental Activities	\$	416,928

The notes to the financial statements are an integral part of this statement.

THIS PAGE LEFT BLANK INTENTIONALLY

ALPINE INDEPENDENT SCHOOL DISTRICT
STATEMENT OF REVENUES, EXPENDITURES, AND CHANGES IN FUND BALANCE
BUDGET AND ACTUAL – GENERAL FUND
FOR THE YEAR ENDED JUNE 30, 2021

Data Control Codes	Budgeted Amounts		Actual Amounts	Variance With Final Budget
	Original	Final	(GAAP BASIS)	
REVENUES				
5700 Local & Intermediate Sources	\$ 6,169,116	\$ 6,169,116	\$ 6,551,644	\$ 382,528
5800 State Program Revenues	4,778,947	4,778,947	4,779,391	444
5900 Federal Program Revenues	340,000	340,000	218,671	(121,329)
5020 Total Revenues	<u>11,288,063</u>	<u>11,288,063</u>	<u>11,549,706</u>	<u>261,643</u>
EXPENDITURES				
Current:				
0011 Instruction	5,051,729	6,045,650	5,567,175	478,475
0012 Instructional Resources & Media Services	263,186	267,746	245,363	22,383
0013 Curriculum & Instructional Staff Development	97,605	99,605	70,951	28,654
0021 Instructional Leadership	56,606	59,106	56,418	2,688
0023 School Leadership	764,016	799,586	662,629	136,957
0031 Guidance, Counseling & Evaluation Services	285,918	316,037	253,125	62,912
0033 Health Services	36,858	132,266	117,745	14,521
0034 Student Transportation	356,555	461,219	412,765	48,454
0035 Food Services	28,062	48,424	43,545	4,879
0036 Extracurricular Activities	977,271	815,065	791,806	23,259
0041 General Administration	631,878	663,690	601,435	62,255
0051 Facilities Maintenance & Operations	1,229,033	1,351,375	1,234,702	116,673
0052 Security and Monitoring Services	233,160	211,160	160,612	50,548
0053 Data Processing Services	276,396	278,741	264,748	13,993
0061 Community Services	-	1,500	1,116	384
Debt Service:				
0071 Principal on Long Term Debt	38,480	38,480	38,454	26
0072 Interest on Long Term Debt	6,470	6,470	6,470	-
Capital Outlay:				
0081 Facilities Acquisition & Construction	-	250,000	123,695	126,305
Intergovernmental:				
0093 Payments to Fiscal Member Dist. of SSA	200,000	200,000	166,201	33,799
0099 Other Intergovernmental Charges	245,000	253,000	252,126	874
6030 Total Expenditures	<u>10,778,223</u>	<u>12,299,120</u>	<u>11,071,081</u>	<u>1,228,039</u>
1100 Excess (Deficiency) of Revenues Over (Under) Expenditures	<u>509,840</u>	<u>(1,011,057)</u>	<u>478,625</u>	<u>1,489,682</u>
OTHER FINANCING SOURCES (USES)				
7912 Sale of Property	-	-	16,806	16,806
7949 Other Resources	150,000	-	189,635	189,635
8911 Transfers Out	(149,633)	(149,633)	(94,340)	55,293
7080 Total Other Financing Sources (Uses)	<u>367</u>	<u>(149,633)</u>	<u>112,101</u>	<u>261,734</u>
1200 Net Change in Fund Balances	510,207	(1,160,690)	590,726	1,751,416
0100 Fund Balance-July 1 (Beginning)	8,884,009	8,884,009	8,884,009	-
3000 Fund Balance-June 30 (Ending)	<u>\$ 9,394,216</u>	<u>\$ 7,723,319</u>	<u>\$ 9,474,735</u>	<u>\$ 1,751,416</u>

The notes to the financial statements are an integral part of this statement.

ALPINE INDEPENDENT SCHOOL DISTRICT
STATEMENT OF NET POSITION
PROPRIETARY FUNDS
JUNE 30, 2021

Data Control Codes	Business-Type Activities After School Care Program
ASSETS	
1110 Cash and Cash Equivalents	\$ 18,233
1000 Total Assets	<u>18,233</u>
LIABILITIES	
Current Liabilities:	
2170 Due to Other Funds	300
2000 Total Liabilities	<u>300</u>
NET POSITION	
3900 Unrestricted Net Position	17,933
3000 Total Net Position	<u>\$ 17,933</u>

The notes to the financial statements are an integral part of this statement.

ALPINE INDEPENDENT SCHOOL DISTRICT
 STATEMENT OF REVENUES, EXPENSES, AND CHANGES IN NET POSITION
 PROPRIETARY FUNDS
 FOR THE YEAR ENDED JUNE 30, 2021

Data Control Codes	Business-Type Activities After School Care Program
OPERATING REVENUES	
5700 Local and Intermediate Sources	\$ 19,450
5020 Total Revenues	<u>19,450</u>
OPERATING EXPENSES	
6100 Payroll Costs	12,682
6030 Total Expenses	<u>12,682</u>
1300 Change in Net Position	6,768
0100 Total Net Position - Beginning	11,165
3300 Total Net Position - Ending	<u>\$ 17,933</u>

The notes to the financial statements are an integral part of this statement.

THIS PAGE LEFT BLANK INTENTIONALLY

ALPINE INDEPENDENT SCHOOL DISTRICT
STATEMENT OF CASH FLOWS
PROPRIETARY FUNDS
FOR THE YEAR ENDED JUNE 30, 2021

Data Control Codes	Business-Type Activities After School Care Program
<u>Cash Flows from Operating Activities</u>	
Cash Received from User Charges	\$ 19,750
Cash Payments to Employees for Services	<u>(12,682)</u>
Net Cash Provided by (Used for) Operating Activities	<u>7,068</u>
Net Increase (Decrease) in Cash and Cash Equivalents	7,068
Cash and Cash Equivalents at the Beginning of the Year	<u>11,165</u>
Cash and Cash Equivalents at the End of the Year:	<u><u>\$ 18,233</u></u>
<u>Reconciliation of Operating Income (Loss) to Net Cash Provided by (Used for) Operating Activities</u>	
Operating Income (Loss):	\$ 6,768
Effect of Increases and Decreases in Current Assets and Liabilities:	
Increase (Decrease) in Due to Other Funds	<u>300</u>
Net Cash Provided by (Used for) Operating Activities	<u><u>\$ 7,068</u></u>

The notes to the financial statements are an integral part of this statement.

ALPINE INDEPENDENT SCHOOL DISTRICT
STATEMENT OF NET POSITION
FIDUCIARY FUNDS
JUNE 30, 2021

Data Control Codes	Private- Purpose Trust Funds	Student Activity Fund	Tax Clearing Fund
ASSETS			
1110 Cash and Cash Equivalents	\$ 6,880	\$ 122,708	\$ 74,633
1000 Total Assets	<u>6,880</u>	<u>122,708</u>	<u>74,633</u>
LIABILITIES			
Current Liabilities:			
2110 Accounts Payable	-	700	-
2170 Due to Other Funds	-	-	74,633
2000 Total Liabilities	<u>-</u>	<u>700</u>	<u>74,633</u>
NET POSITION			
Restricted for:			
3800 Individuals and Organizations	6,880	122,008	-
3000 Total Net Position	<u>\$ 6,880</u>	<u>\$ 122,008</u>	<u>\$ -</u>

The notes to the financial statements are an integral part of this statement.

ALPINE INDEPENDENT SCHOOL DISTRICT
STATEMENT OF CHANGES IN NET POSITION
FIDUCIARY FUNDS
FOR THE YEAR ENDED JUNE 30, 2021

Data Control Codes	Private-Purpose Trust Funds	865 Student Activity Fund	880 Tax Clearing Fund
ADDITIONS			
Contributions:			
5744 Foundations, Gifts, and Bequests	\$ 8,440	\$ -	\$ -
5750 Fundraising Activities	-	126,540	-
5020 Total Contributions	<u>8,440</u>	<u>126,540</u>	<u>-</u>
Investment Earnings:			
5742 Interest, Dividends, and Other	<u>6</u>	<u>268</u>	<u>-</u>
Total Additions	<u>8,446</u>	<u>126,808</u>	<u>-</u>
DEDUCTIONS			
6400 Other Operating Costs	<u>3,500</u>	<u>131,620</u>	<u>-</u>
6030 Total Deductions	<u>3,500</u>	<u>131,620</u>	<u>-</u>
1200 Net Increase/(Decrease) in Fiduciary Net Position	4,946	(4,812)	-
0100 Net Position - Beginning (as restated)	<u>1,934</u>	<u>126,820</u>	<u>-</u>
3000 Net Position - Ending	<u>\$ 6,880</u>	<u>\$ 122,008</u>	<u>\$ -</u>

The notes to the financial statements are an integral part of this statement.

THIS PAGE LEFT BLANK INTENTIONALLY

ALPINE INDEPENDENT SCHOOL DISTRICT
NOTES TO THE FINANCIAL STATEMENTS
FOR THE YEAR ENDED JUNE 30, 2021

1. SUMMARY OF SIGNIFICANT ACCOUNTING POLICIES

The Financial Reporting Entity

This report includes those activities, organizations and functions related to Alpine Independent School District (the “District”), which are controlled by or dependent upon the District’s governing body, the Board of Trustees (the “Board”). The Board, a seven member group, is the level of government having governance responsibilities over all activities related to public elementary and secondary school education within the jurisdiction of the District. Since the District receives funding from local, state, and federal government sources, it must comply with the requirements of the entities providing those funds. However, the District is not included in any other governmental “reporting entity” as defined by Statement No. 14 of the Governmental Accounting Standards Board (GASB), since Board members are elected by the public and have decision making authority. Furthermore, there are no legally separate organizations, known as “component units”, included within the reporting entity.

The accounting policies of the District comply with the rules prescribed by the Texas Education Agency (TEA) in its Financial Accountability System Resource Guide (FASRG). These accounting policies conform to generally accepted accounting principles applicable to state and local governments.

Government-wide and Fund Financial Statements

The government-wide financial statements (i.e. the Statement of Net Position and the Statement of Activities) report information on all of the nonfiduciary activities of the District. The effect of interfund activity has been removed from these statements. Governmental activities, which are supported by taxes and intergovernmental revenues, are reported separately from business-type activities, which rely on fees and charges for support.

The statement of activities demonstrates the degree to which the direct expenses of a given function are offset by program revenues. Direct expenses are those that are clearly identifiable with a specific function. Program revenues include 1) charges to customers or applicants who purchase, use, or directly benefit from goods, services, or privileges provided by a given function and 2) grants and contributions that are restricted to meeting the operational or capital requirements of a particular function. Taxes and other items not properly included among program revenues are reported instead as general revenues.

Separate financial statements are provided for governmental funds, proprietary funds, and fiduciary funds, even though the latter are excluded from the government-wide financial statements. Major individual governmental funds are reported as separate columns in the fund financial statements.

Measurement Focus, Basis of Accounting, and Financial Statement Presentation

The government-wide financial statements are reported using the economic resources measurement focus and the accrual basis of accounting, as are the proprietary fund financial statements. Revenues are recorded when earned and expenses are recorded when a liability is incurred, regardless of the timing of related cash flows. Custodial funds have no measurement focus. Property taxes are recognized as revenues in the year for which they are levied. Grants and similar items are recognized as revenue as soon as all eligibility requirements imposed by the provider have been met. Amounts reported as program revenues include 1) charges to customers or applicants for goods, services, or privileges provided and 2) operating grants and contributions. Internally dedicated resources are reported as general revenues rather than as program revenues. Likewise, general revenues include all taxes. As a general rule, the effect of interfund activity has been eliminated from the government-wide financial statements.

ALPINE INDEPENDENT SCHOOL DISTRICT
NOTES TO THE FINANCIAL STATEMENTS
FOR THE YEAR ENDED JUNE 30, 2021

Governmental fund financial statements are reported using the current financial resources measurement focus and the modified accrual basis of accounting. Revenues are recognized as soon as they are both measurable and available. Revenues are considered to be available when they are collectible within the current period or soon enough thereafter to pay liabilities of the current period. For this purpose, the government considers revenues to be available if they are collected within sixty days of the end of the current fiscal period. Expenditures generally are recorded when a liability is incurred, as under accrual accounting. However, debt service expenditures are recorded only when payment is due.

Major revenue sources considered susceptible to accrual include state and federal program revenues and property taxes. No accrual for property taxes collected within sixty days of year end has been made as such amounts are deemed immaterial; delinquent property taxes at year end are reported as deferred inflows of resources within the governmental fund financial statements.

Proprietary funds distinguish operating revenues and expenses from nonoperating items. Operating revenues and expenses generally result from providing services and producing and delivering goods in connection with a proprietary fund's principal ongoing operations. All revenues and expenses not meeting this definition are reported as nonoperating revenues and expenses.

Major Funds and Fund Types

The District reports the following major governmental funds:

The General Fund includes financial resources that are not required to be reported separately in another fund. It is a budgeted fund, and any unrestricted fund balances are considered to be resources available for current operations.

The Capital Projects Fund is used to account for the construction, improvement and renovation of school buildings in the District along with the acquisition of land and equipment. This fund is budgeted on a project basis rather than annually.

Additionally, the District reports the following fund types:

The Debt Service Fund includes debt service taxes and other revenues collected to retire bond principal and to pay interest due. It is a budgeted fund.

Special Revenue Funds are governmental funds which include resources restricted, committed, or assigned for specific purposes by a grantor or the Board. Federally financed programs where unused balances are returned to the grantor at the close of specified project periods are accounted for in these funds.

Enterprise Funds are proprietary funds used to account for operations of the District whereby individuals or others are charged a fee for a specific benefit or service and there is a desire to measure a specific gain or loss on the activity.

Private Purpose Trust Funds are fiduciary funds used to account for donations for which the donors have stipulated that both the principal and the income may be used for purposes that benefit parties outside the District. The District utilizes this fund type to account for money collected and held for the purpose of awarding scholarships to selected students.

ALPINE INDEPENDENT SCHOOL DISTRICT
NOTES TO THE FINANCIAL STATEMENTS
FOR THE YEAR ENDED JUNE 30, 2021

Custodial Funds are fiduciary funds used to account for resources held for others in a custodial capacity. The District utilizes this fund type to account for funds held on behalf of student clubs and organizations.

Budgetary Information

Budgets are prepared annually for the General Fund, the Child Nutrition Fund, and the Debt Service Fund on the modified accrual basis, which is consistent with generally accepted accounting principles. A formal budget is prepared by the end of June and is adopted by the Board at a public meeting after public notice of the meeting has been given no earlier than the 30th day or later than the 10th day before the public hearing. The legal level of control for budgeted expenditures is the function level within the budgeted funds. Amendments to the budget are required prior to expending amounts greater than the budgeted amounts at the function level. Budgets are controlled at the departmental or campus level, the same level at which responsibility for operations is assigned. The budget was monitored by the administration throughout the year and amendments were brought to the Board as needed.

Assets, Deferred Outflows of Resources, Liabilities, Deferred Inflows of Resources, and Net Position or Fund Balance

Investments - The District's investment policies and types of investments are governed by Section 2256 of the Texas Government Code ("Public Funds Investment Act"). The types of investments allowed under the Public Funds Investment Act are detailed in Note 2 - Deposits and Investments. The District's management believes that it complied with the requirements of the Public Funds Investment Act and the District's investment policies. The District accrues interest on temporary investments based on the terms and effective interest rates of the specific investments. Temporary investments throughout the year consisted of investments in external investment pools, which are recognized at amortized cost, and money market accounts.

Inventories - Inventories are generally not recorded in the General Fund or Child Nutrition Fund due to amounts of expendable supplies held or purchased food not being deemed material. When inventories are recorded, they are charged to expenditures when consumed. Amounts recorded are offset by a fund balance classification titled "nonspendable" which indicates that the inventory does not represent "available expendable resources."

Capital Assets - Capital assets, which include land, buildings and improvements, construction in progress, furniture and equipment, and vehicles are reported in the governmental activities column in the government-wide financial statements. Capital assets are defined by the District as assets with an initial, individual cost of at least \$5,000 and a useful life of greater than one year. Such assets are recorded at historical cost, if purchased, or estimated fair value at the date of donation, if donated. The costs of normal maintenance and repairs that do not add to the value of the assets or materially extend assets lives are not capitalized. Capital assets (other than land and construction in progress) are depreciated using the straight line method over the following estimated useful lives: buildings and improvements - fifteen to thirty years, furniture and equipment - three to twenty years, and vehicles - five to ten years.

Prepaid Items - Certain payments to vendors reflect costs applicable to future accounting periods and are recorded as prepaid items in both the government-wide and fund financial statements. Prepaid items are charged to expenditures when consumed. When prepaid items are recorded, they are charged to expenditures when the value represented by the prepaid item has been used. Amounts recorded are offset by a fund balance classification titled "nonspendable" which indicates that the prepaid item amount does not represent "available expendable resources."

ALPINE INDEPENDENT SCHOOL DISTRICT
NOTES TO THE FINANCIAL STATEMENTS
FOR THE YEAR ENDED JUNE 30, 2021

Ad Valorem Property Taxes - Delinquent taxes, when received, are prorated between maintenance and debt service based on rates adopted for the year of the levy. Allowances for uncollectibles within the General and Debt Service Funds are based upon historical experience in collecting property taxes. Uncollectible personal property taxes are periodically reviewed and written off, but the District is prohibited from writing off real property taxes without specific statutory authority from the Texas Legislature.

Accumulated Sick Leave Liability - The State of Texas (the “State”) has created a minimum sick leave program consisting of five days of sick leave per year with no limit on accumulation and transferability among districts for every person regularly employed in Texas public schools. Each district’s local Board is required to establish a sick leave plan. Local school districts may provide additional sick leave beyond the state minimum.

Pensions - The fiduciary net position of the Teacher Retirement System of Texas (“TRS”) has been determined using the flow of economic resources measurement focus and full accrual basis of accounting. This includes for purposes of measuring the net pension liability, deferred outflows of resources and deferred inflows of resources related to pensions, pension expense, and information about assets, liabilities and additions to/deductions from TRS’s fiduciary net position. Benefit payments (including refunds of employee contributions) are recognized when due and payable in accordance with benefit terms. Investments are reported at fair value.

Other Post-Employment Benefits - The fiduciary net position of the Teacher Retirement System of Texas TRS Care Plan (TRS-Care) has been determined using the flow of economic resources measurement focus and full accrual basis of accounting. This includes for purposes of measuring the net OPEB liability, deferred outflows of resources and deferred inflows of resources related to other post-employment benefits, OPEB expense, and information about assets, liabilities and additions to/deductions from TRS Care’s fiduciary net position. Benefit payments are recognized when due and payable in accordance with the benefit terms. There are no investments as this is a pay-as-you-go plan and all cash is held in a cash account.

Deferred Outflows and Deferred Inflows of Resources - The District complies with GASB Statement No. 63, *Financial Reporting of Deferred Outflows of Resources, Deferred Inflows of Resources, and Net Position*, which provides guidance for reporting the financial statement elements of deferred outflows of resources, which represent a consumption of the District’s net position that is applicable to a future reporting period, and deferred inflows of resources, which represent the District’s acquisition of net position applicable to a future reporting period.

The District complies with GASB Statement No. 65, *Items Previously Reported as Assets and Liabilities*, which establishes accounting and financial reporting standards that reclassify, as deferred outflows of resources or deferred inflows of resources, certain items that were previously reported as assets and liabilities and recognizes, as outflows of resources or inflows of resources, certain items that were previously reported as assets and liabilities.

Fund Balance/Deficit - The District complies with GASB Statement No. 54, *Fund Balance Reporting and Governmental Fund Type Definitions*, which establishes fund balance classifications that comprise a hierarchy based primarily on the extent to which a government is bound to observe constraints imposed upon the use of the resources reported in governmental funds.

ALPINE INDEPENDENT SCHOOL DISTRICT
NOTES TO THE FINANCIAL STATEMENTS
FOR THE YEAR ENDED JUNE 30, 2021

Statement of Cash Flows - For purposes of the statement of cash flows when Proprietary Funds are used, cash and cash equivalents include demand deposits.

Fair Value Measurements - The District adopted GASB Statement No. 72, *Fair Value Measurement and Application*, which defines fair value as the price that would be received to sell an asset or paid to transfer a liability in an orderly transaction. Fair value accounting requires characterization of the inputs used to measure fair value into a three-level fair value hierarchy as follows:

- Level 1 inputs are based on unadjusted quoted market prices for identical assets or liabilities in an active market the entity has the ability to access
- Level 2 inputs are observable inputs that reflect the assumptions market participants would use in pricing the asset or liability developed based on market data obtained from sources independent from the entity
- Level 3 are unobservable inputs that reflect the entity's own assumptions about the assumptions market participants would use in pricing the asset or liability developed based on the best information available

There are three general valuation techniques that may be used to measure fair value:

- Market approach - uses prices generated by market transactions involving identical or comparable assets or liabilities
- Cost approach - uses the amount that currently would be required to replace the service capacity of an asset (replacement cost)
- Income approach - uses valuation techniques to convert future amounts to present amounts based on current market expectations

Data Control Codes

The Data Control Codes shown on the financial statements refer to the account code structure prescribed by the FASRG. TEA requires school districts to display these codes in their financial statements to ensure accuracy in building a state-wide data base for policy development and funding plans.

ALPINE INDEPENDENT SCHOOL DISTRICT
NOTES TO THE FINANCIAL STATEMENTS
FOR THE YEAR ENDED JUNE 30, 2021

2. DEPOSITS AND INVESTMENTS

The Public Funds Investment Act authorizes the District to invest in funds under a written investment policy, which is approved annually by the Board. The primary objectives of the District's investment strategy for operating and custodial funds, in order of priority, are safety, investment liquidity, and maturity sufficient to meet anticipated cash flow requirements. The primary objective of the District's investment strategy for Debt Service and Capital Projects Funds is sufficient investment liquidity to meet related obligations.

The District is authorized to invest in the following investment instruments provided that they meet the guidelines established in the investment policy:

- Obligations of, or guaranteed by, governmental entities
- Certificates of deposit and share certificates
- Fully collateralized repurchase agreements
- Securities lending programs
- Banker's acceptances
- Commercial paper
- No-load money market mutual funds and no-load mutual funds
- Guaranteed investment contracts as an investment vehicle for bond proceeds
- Public funds investment pools

The District's funds are required to be deposited and invested under the terms of a depository contract pursuant to the School Depository Act. The depository bank deposits for safekeeping and trust with the District's agent approved pledged securities in an amount sufficient to protect District funds on a day-to-day basis during the period of the contract. The pledge of approved securities is waived only to the extent of the dollar amount of Federal Deposit Insurance Corporation (FDIC) insurance. Therefore the District is not exposed to custodial credit risk.

Under the depository contract, the District, at its own discretion, may invest funds in time deposits and certificates of deposit provided by the depository bank at interest rates approximating United States Treasury Bill rates.

At June 30, 2021, the carrying amount of the District's deposits was \$833,049 and the bank balance was \$1,856,519. The District's deposits with financial institutions at June 30, 2021 and during the year ended June 30, 2021 were entirely covered by FDIC insurance or by pledged collateral held by the District's agent bank in the District's name. The deposits were collateralized in accordance with Texas law and the District maintains copies of all safekeeping receipts in the name of the District.

The District maintains a cash pool consisting of demand deposits. The combined pool is available for use by most Special Revenue Funds. If a fund overdraws its share of the pool, the overdraft is reported as an interfund payable in that fund. The offsetting interfund receivable is reported in the General Fund.

ALPINE INDEPENDENT SCHOOL DISTRICT
NOTES TO THE FINANCIAL STATEMENTS
FOR THE YEAR ENDED JUNE 30, 2021

The following is disclosed regarding coverage of combined balances on the date of highest deposit:

- a) Name of depository bank: West Texas National Bank
- b) The amount of bond and/or security pledged as of the date of the highest combined balance on deposit was \$3,750,000.
- c) The largest cash, savings and time deposit combined account balance amounted to \$2,594,773 and occurred during the month of August 2020.
- d) Total amount of FDIC coverage at the time of highest combined balance was \$250,000.

Investments held at June 30, 2021 consisted of the following:

<u>Investment Type</u>	<u>Fair Value</u>	<u>Weighted Average Maturity (Days)</u>	<u>Standard & Poor's Rating</u>
Local Government Investment Pools:			
Lone Star Investment Pool	\$ 271	1	AAAm
TexPool	651	1	AAAm
Texas FIT	5,561,500	105	AAAf/S1 ¹
Texas CLASS	21,383,342	1	AAAm
Total Investments	<u>\$ 26,945,764</u>		

¹ "AAf/S1" rating provided by Fitch Rating

The District had investments in three external local governmental investment pools at June 30, 2021, consisting of the Texas Local Governmental Investment Pool (TEXPOOL), the Lone Star Investment Pool, and the Texas CLASS Investment Pool. For purposes of external financial reporting, these investments have been classified as Cash and Cash Equivalents in the financial statements due to their liquidity.

Lone Star (First Public)

The Corporate Overnight Fund is a fund within the Lone Star Investment Pool. Its objective is to maintain a stable \$1.00 per share net asset value (NAV), while it provides the highest possible rate of return. The fund represents one of three Texas public investment funds sponsored by the Texas Association of School Boards (TASB). The other funds--Government Overnight Fund and Corporate Overnight Plus Fund--also maintain S&P Global ratings. The Lone Star Investment Pool was created pursuant to the Interlocal Cooperation Act of the State of Texas as an investment vehicle for local school districts and other public entities. The funds within Lone Star Investment Pool are not registered mutual funds under the Investment Company Act of 1940, and are not available to individual investors.

The Lone Star Investment Pool is sponsored by TASB. The investment advisers to the pool are American Beacon Advisors and Standish. First Public LLC provides administrative and distribution services to the pool and State Street Bank is the custodian for all pool assets. In addition, CAPTRUST Financial Advisors monitors the pool's operations and performance and reports its findings to First Public and the board of trustees for the Lone Star Investment Pools.

ALPINE INDEPENDENT SCHOOL DISTRICT
NOTES TO THE FINANCIAL STATEMENTS
FOR THE YEAR ENDED JUNE 30, 2021

TEXPOOL

TEXPOOL is a local government investment pool. It offers a safe, efficient, and liquid investment alternative to local governments in the State of Texas. The primary objectives of the pool are to preserve capital and protect principal, maintain sufficient liquidity, provide safety of funds and investments, diversify to avoid unreasonable or avoidable risks, and maximize the return on the pool. Cities, counties, school districts, institutions of higher education, special districts, and other public entities of Texas make up the investor base.

TEXPOOL was originally rated in March 1995, but effective April 2002, the Texas Comptroller of Public Accounts contracted with Federated Investors, Inc. for the day-to-day operations of TEXPOOL. Federated Investors, Inc. performs the pool's investment management and custodial functions. It also provides the marketing function, working closely with participants. Federated Securities Corp. acts as the distributor for the portfolio. Oversight of TEXPOOL continues to be provided by the Texas Comptroller, as well as the TEXPOOL advisory board. In January 1995, the advisory board adopted and implemented long-term policy changes to provide for a stable net asset value (NAV) pool, which, in effect, operates like an SEC regulated Rule 2a-7 money-market fund. These changes were made to ensure a more conservative investment strategy and to provide a much higher level of investment safety for local government funds.

Texas FIT (Cash Pool)

The Texas FIT Cash Pool is a money market alternative for local government investors that is managed to a dollar in/dollar out strategy. Offering same day liquidity, the Cash Pool is a short-term investment product designed to add diversification with multiple asset classes while seeking to preserve principal and maximize yield. The weighted average maturity to final is 105 days as of June 30, 2021. Texas FIT's inception date is August 10, 2019. Texas FIT's investment advisor is Water Walker Investments.

Texas CLASS (Public Trust)

Texas CLASS is a local government investment pool created to meet the cash management and short-term investment needs of Texas governmental entities. Texas CLASS seeks to provide participants with a competitive market yield while maintaining daily liquidity and a stable net asset value. Fund management expects the fund to maintain a maximum dollar-weighted average maturity of 60 days or less, and all investments will have a maximum maturity of 397 days or less, except for variable rate securities issued by the U.S. Treasury or agencies in instrumentalities, which carry a maximum maturity of 762 days. Eligible investments include securities issued or guaranteed by the U.S. government, its agencies, or instrumentalities, and repurchase agreements.

Public Trust Advisors, LLC serves as the pool's administrator and investment adviser. The marketing and operation functions of the portfolio are also performed by Public Trust Advisors, LLC. The pool is subject to the general supervision of the Board of Trustees and its Advisory Board, both of which are elected by the Texas CLASS Participants. Wells Fargo Bank, N.A. serves as custodian for the pool.

Credit Risk - Credit risk is the risk that an issuer or other counterparty to an investment will not fulfill its obligations. The ratings of securities by nationally recognized agencies are designed to give an indication of credit risk. At June 30, 2021, investments were included in local governmental investment pools with ratings from Standard & Poor's in compliance with the District's investment policy.

ALPINE INDEPENDENT SCHOOL DISTRICT
NOTES TO THE FINANCIAL STATEMENTS
FOR THE YEAR ENDED JUNE 30, 2021

Custodial Credit Risk - Deposits are exposed to custodial credit risk if they are not covered by depository insurance and the deposits are uncollateralized, collateralized with securities held by the pledging financial institution, or collateralized with securities held by the pledging financial institution's trust department or agent but not in the District's name. Investment securities are exposed to custodial credit risk if the securities are uninsured, are not registered in the name of the District, and are held by either the counterparty or the counterparty's trust department or agent but not in the District's name. At June 30, 2021, the District was not exposed to custodial credit risk.

Concentration of Credit Risk - Concentration of credit risk is the risk of loss attributed to the magnitude of a government's investments in a single issuer. Information regarding investments in any one issuer that represents five percent or more of the District's total investments must be disclosed under GASB Statement No. 40, excluding investments issued or explicitly guaranteed by the U.S. government. At June 30, 2021, the District had 100% of its investments in money market accounts and local governmental investment pools.

Interest Rate Risk - As a means of minimizing risk of loss due to interest rate fluctuations, the District's investment policy requires that maturities will not exceed the weighted average maturity of 180 days for any internally created pool fund group and one year from the time of purchase for any other individual investment. The Board may specifically authorize a longer maturity for a given investment, within legal limits. The District considers the holdings in the local governmental investment pools to have a one day weighted average maturity due to the fact that the share position can usually be redeemed each day at the discretion of the shareholders, unless there has been a significant change in value. At June 30, 2021, investments were included in local government investment pools which have a weighted average maturity of one day.

3. PROPERTY TAXES

The Texas Legislature in 1979 adopted a comprehensive Property Tax Code (the "Code") which established a county-wide appraisal district and an appraisal review board in each county in the State. The Brewster County Central Appraisal District (the "Appraisal District") is responsible for the recording and appraisal of all property in the District. Under the Code, the school board sets the tax rates on property and the Brewster County Tax Assessor/Collector provides tax collection services. The Appraisal District is required under the Code to assess property at 100% of its appraised value. Further, real property must be reappraised at least every three years. Under certain circumstances, taxpayers and taxing units, including the District, may challenge orders of the Appraisal Review Board through various appeals and, if necessary, legal action.

Property taxes are levied as of October 1 in conformity with Subtitle E, Texas Property Tax Code. Taxes are due on receipt of the tax bill and are delinquent if not paid before February 1 of the year following the year in which imposed. On January 1 of each year, a tax lien attaches to property to secure the payment of all taxes and penalties and interest that are ultimately imposed. Property tax revenues are considered available when they become due or past due and receivable within the current period, including those property taxes expected to be collected during a 60 day period after the end of the District's fiscal year. The assessed value at January 1, 2020, upon which the October 2020 levy was based was \$602,379,934. The District levied taxes based on a combined tax rate of \$1.29470 per \$100 of assessed valuation for local maintenance (general governmental services) and debt service.

ALPINE INDEPENDENT SCHOOL DISTRICT
NOTES TO THE FINANCIAL STATEMENTS
FOR THE YEAR ENDED JUNE 30, 2021

4. DUE FROM/TO OTHER GOVERNMENTS

The District participates in a variety of federal and state programs from which it receives grants to partially or fully fund certain activities. The District also receives entitlements from the State through the School Foundation and Per Capita Programs. Grants and entitlements are recorded as revenue when earned, therefore at year end amounts earned but not yet received in cash may be recorded as due from the grantor government. Amounts already received in cash but not yet earned are recorded as due to the grantor government.

A summary of amounts recorded as Due From/Due To Other Governments in the basic financial statements as of June 30, 2021 are summarized below:

Due From Other Governments:	General	Non-Major Governmental	Total
	Fund	Funds	Total
Governmental Activities:			
Foundation & Per Capita Entitlements	\$ 1,288,643	\$ -	\$ 1,288,643
State Grants	-	71,279	71,279
Federal Grants	-	345,181	345,181
Total - Governmental Activities	\$ 1,288,643	\$ 416,460	\$ 1,705,103
Due To Other Governments:	General	Non-Major Governmental	Total
	Fund	Funds	Total
Governmental Activities:			
Foundation & Per Capita Entitlements	\$ 675,653	\$ -	\$ 675,653
Miscellaneous	5,594	81,154	86,748
Total - Governmental Activities	\$ 681,247	\$ 81,154	\$ 762,401

5. INTERFUND RECEIVABLES, PAYABLES, AND TRANSFERS

During the course of operations, the individual funds of the District may engage in temporary borrowings of money between one another to meet liquidity needs. These interfund receivables and payables are recorded on the balance sheet of the loaning fund as “Due from Other Funds” and on the balance sheet of the borrowing fund as “Due to Other Funds”. Amounts are repaid when funds are available in the borrowing fund.

Individual funds may also make payments between one another which are intended to be permanent and therefore not repaid. These transactions are recorded on the statement of revenues, expenditures, and changes in fund balance as “Transfers Out” for the paying fund and “Transfers In” for the receiving fund.

During the year, the General Fund transferred \$91,828 to the Child Nutrition Fund and \$2,512 to the Summer Feeding Program Fund to provide for supplemental financing needs.

ALPINE INDEPENDENT SCHOOL DISTRICT
NOTES TO THE FINANCIAL STATEMENTS
FOR THE YEAR ENDED JUNE 30, 2021

The composition of interfund balances as of June 30, 2021 was as follows:

Receivable Fund	Payable Fund	Amount
General Fund	General Fund	\$ 127,075
	Special Revenue Funds	270,301
	Debt Service Fund	83,894
	Enterprise Fund	300
	Trust and Agency Funds	74,633
Total General Fund		<u>556,203</u>
Special Revenue Funds	General Fund	110
	Special Revenue Funds	267,116
Total Special Revenue Funds		<u>267,226</u>
Capital Project Fund	General Fund	1,211
Total Capital Project Fund		<u>1,211</u>
Grand Total		<u>\$ 824,640</u>

6. CAPITAL ASSETS

Capital asset activity for the year ended June 30, 2021 was as follows:

	Beginning			Ending
	Balance 9/1/20	Additions	Retirements	Balance 8/31/21
Governmental Activities:				
Capital Assets, not Being Depreciated:				
Land	\$ 275,907	\$ -	\$ -	\$ 275,907
Construction in Progress	1,346,432	5,809,758	-	7,156,190
Total Capital Assets, not Being Depreciated	<u>1,622,339</u>	<u>5,809,758</u>	<u>-</u>	<u>7,432,097</u>
Capital Assets, Being Depreciated:				
Buildings and Improvements	18,873,134	-	-	18,873,134
Furniture and Equipment	4,070,463	80,903	(261,242)	3,890,124
Equipment Under Lease	205,128	-	-	205,128
Total Capital Assets, Being Depreciated	<u>23,148,725</u>	<u>80,903</u>	<u>(261,242)</u>	<u>22,968,386</u>
Less Accumulated Depreciation for:				
Buildings and Improvements	(11,127,798)	(612,708)	-	(11,740,506)
Furniture and Equipment	(3,571,802)	(209,147)	261,242	(3,519,707)
Equipment Under Lease	(20,513)	(20,513)	-	(41,026)
Total Accumulated Depreciation	<u>(14,720,113)</u>	<u>(842,368)</u>	<u>261,242</u>	<u>(15,301,239)</u>
Governmental Activities Capital Assets, Net	<u>\$ 10,050,951</u>	<u>\$ 5,048,293</u>	<u>\$ -</u>	<u>\$ 15,099,244</u>

ALPINE INDEPENDENT SCHOOL DISTRICT
NOTES TO THE FINANCIAL STATEMENTS
FOR THE YEAR ENDED JUNE 30, 2021

Depreciation expense was charged to the functions of the District as follows:

Function	Depreciation Allocation
Instruction	\$ 411,692
Instructional Resources & Media Services	15,177
Curriculum & Instructional Staff Development	8,841
Instructional Leadership	17,217
School Leadership	46,614
Guidance, Counseling & Evaluation Services	56,677
Health Services	7,283
Student Transportation	25,532
Food Services	31,608
Extracurricular Activities	48,978
General Administration	37,202
Facilities Maintenance and Operations	78,955
Security and Monitoring Services	14,270
Data Processing Services	16,376
Community Services	69
Payments to Fiscal Agent/Member Dist. of SSA	10,281
Other Intergovernmental Charges	15,596
Totals	\$ 842,368

7. BONDS, NOTES, AND OTHER LONG-TERM LIABILITIES

Governmental activities long-term debt obligations at June 30, 2021 consisted of the following:

General Long-Term Debt Description	Outstanding at June 30, 2021
\$20,245,000 Unlimited Tax School Building Bonds, Series 2019, due through February 15, 2049; interest at 2.0% to 5.0%.	\$ 19,065,000
\$2,613,682 Premium on Issuance of Unlimited Tax School Building Bonds, Series 2019, amortized through February 15, 2049.	2,439,436
\$25,200 Capital Lease for Football Helmets, issued 2019, due in annual installments of \$8,400 through 2023; interest at 0.0%.	16,800
\$205,128 Capital Lease for Lighting Retrofitting, issued 2020, due in monthly installments of \$3,744 through January 2025; interest at 3.63%.	157,276
Compensated absences earned by employees and accrued as a long-term liability.	34,391
Total General Long-Term Debt	\$ 21,712,903

ALPINE INDEPENDENT SCHOOL DISTRICT
NOTES TO THE FINANCIAL STATEMENTS
FOR THE YEAR ENDED JUNE 30, 2021

The following is a summary of changes in long-term liabilities for the year ended June 30, 2021:

Type	Outstanding 7/1/20	Additions	Deletions	Outstanding 6/30/21	Due in One Year
Bonds Payable:					
General Oblig. & Refunding Bonds	\$ 19,525,000	\$ -	\$ (460,000)	\$ 19,065,000	\$ 460,000
Premium on Issuance of Bonds	2,526,559	-	(87,123)	2,439,436	-
Total Bonds	<u>22,051,559</u>	<u>-</u>	<u>(547,123)</u>	<u>21,504,436</u>	<u>460,000</u>
Other Long-Term Liabilities:					
Capital Leases	220,930	-	(46,854)	174,076	48,273
Compensated Absences	49,543	-	(15,152)	34,391	-
Total Other Long-Term Liabilities	<u>270,473</u>	<u>-</u>	<u>(62,006)</u>	<u>208,467</u>	<u>48,273</u>
 Total Governmental Activities	 <u>\$ 22,322,032</u>	 <u>\$ -</u>	 <u>\$ (609,129)</u>	 <u>\$ 21,712,903</u>	 <u>\$ 508,273</u>

For the general obligation bonds, the District has pledged as collateral the proceeds of a continuing, direct annual tax levied against taxable property within the District. The Texas Education Code generally limits issuance of additional ad valorem tax bonds if the tax rate needed to pay aggregate principal and interest amounts of the District's tax bond indebtedness would exceed \$0.50 per \$100 of assessed valuation of taxable property within the District.

Annual principal installments for outstanding bonds vary each year. The debt service requirements to maturity for general obligation bonds as of June 30, 2021 are as follows:

Year Ended June 30,	General Obligations		Total Requirements
	Principal	Interest	
2022	\$ 460,000	\$ 762,950	\$ 1,222,950
2023	470,000	739,950	1,209,950
2024	475,000	716,450	1,191,450
2025	485,000	692,700	1,177,700
2026	495,000	668,450	1,163,450
2027-2031	2,675,000	3,039,800	5,714,800
2032-2036	3,060,000	2,501,150	5,561,150
2037-2041	3,585,000	1,912,800	5,497,800
2042-2046	4,330,000	1,139,200	5,469,200
2047-2049	3,030,000	245,600	3,275,600
Totals	<u>\$ 19,065,000</u>	<u>\$ 12,419,050</u>	<u>\$ 31,484,050</u>

ALPINE INDEPENDENT SCHOOL DISTRICT
NOTES TO THE FINANCIAL STATEMENTS
FOR THE YEAR ENDED JUNE 30, 2021

The debt service requirements for capital leases as of June 30, 2021 are as follows:

Year Ended June 30,	Principal	Interest	Total Requirements
2022	\$ 48,273	\$ 5,050	\$ 53,323
2023	49,745	3,578	53,323
2024	42,871	2,052	44,923
2025	33,187	505	33,692
	\$ 174,076	\$ 11,185	\$ 185,261

8. TEACHER RETIREMENT SYSTEM OF TEXAS PENSION PLAN

A. Pension Plan Description

The Teacher Retirement System of Texas (TRS or System or Plan) is a public employee retirement system (PERS) that is a multiple-employer, cost-sharing, defined benefit pension plan with a special funding situation. The Plan is administered by the Board of Trustees of TRS. Information regarding the Board of TRS and its composition can be found within the separately issued TRS Comprehensive Annual Financial Report within Note 1 to the financial statements. That report may be obtained online at www.trs.texas.gov; by writing to TRS at 1000 Red River Street, Austin, Texas, 78701-2698; or by calling (512) 542-6592.

Benefits are established or amended under the authority of the Texas Constitution, Article XVI, Section 67 and by the Legislature in the Texas Government Code, Title 8, Subtitle C. The Board of Trustees does not have the authority to establish or amend benefits.

B. Benefits Provided

TRS provides retirement, disability, and death benefits. Membership in the Plan includes all employees of public, state-supported educational institutions in Texas who are employed for one-half or more of the standard work load and who are not exempt from membership under Texas Government Code, Title 8, Section 822.002.

State law requires the plan to be actuarially sound in order for the legislature to consider a benefit enhancement, such as a supplemental payment to the retirees.

In May 2019, the 86th Texas legislature approved the TRS Pension Reform Bill (SB12) that provides for gradual contribution increases from the state, participating employers and active employees to make the pension fund actuarially sound. These increases immediately made the pension fund actuarially sound and the legislature approved funding for a 13th check.

All eligible members retired as of December 31, 2018 received an extra annuity check in September 2019 in either the matching amount of their monthly annuity payment or \$2,000, whichever was less.

ALPINE INDEPENDENT SCHOOL DISTRICT
 NOTES TO THE FINANCIAL STATEMENTS
 FOR THE YEAR ENDED JUNE 30, 2021

C. Contributors to the Plan

Contributors to the Plan include active members, employers, and the State of Texas as the only non-employer contributing entity. The State is also the employer for senior colleges, medical schools, and state agencies, including TRS. In each respective role, the State contributes to the plan in accordance with State Statutes and the General Appropriations Act.

The number of participating employers during fiscal year 2020 are disclosed in the following table.

<u>Participating Employers</u>	
Independent School Districts	1,022
Charter Schools (open enrollment only)	187
Community and Junior Colleges	50
Senior Colleges and Universities	48
Regional Service Centers	20
Medical Schools	9
Educational Districts	3
State Agency	1
Total	1,340

Plan membership as of August 31, 2019 is shown in the following table. Because the actuarial valuation was based on a roll forward from fiscal year 2019 (see Section F), the Plan membership counts are as of August 31, 2019.

<u>Pension Plan Membership</u>	
Retired plan members or beneficiaries currently receiving benefits	434,426
Inactive plan members entitled to but not yet receiving benefits	310,716
Active plan members	884,540
	1,629,682

The Average Expected Remaining Service Life (AERSL) of 6.2975 years is based on membership information as of the beginning of the fiscal year.

D. Contributions

Contribution requirements are established or amended pursuant to the following state laws:

- Article 16, Section 67 of the Texas Constitution requires the legislature to establish a member contribution rate of not less than 6 percent of the member's annual compensation and a state contribution rate of not less than 6 percent and not more than 10 percent of the aggregate annual compensation paid to members of the System during the fiscal year.
- Government Code section 821.006 prohibits benefit improvements if it increases the amortization period of TRS' unfunded actuarial liability to greater than 31 years or, if the amortization period already exceeds 31 years, the period would be increased by such action. Actuarial implications of the funding provided in this manner are determined by the System's actuary.

ALPINE INDEPENDENT SCHOOL DISTRICT
 NOTES TO THE FINANCIAL STATEMENTS
 FOR THE YEAR ENDED JUNE 30, 2021

As the non-employer contributing entity, the State of Texas contributes to the retirement system the current employer contribution rate times the aggregate annual compensation of all members of the Plan during the fiscal year, reduced by the employer contributions described below.

All participating employers and the State of Texas, as the employer for senior universities and medical schools, are required to pay the employer contribution rate in the following situations:

- On the portion of a member's salary that exceeds the statutory minimum for members entitled to the statutory minimum under Section 21.402 of the Texas Education Code
- During a new member's first 90 days of employment
- When any or all of an employee's salary is paid by federal, private, local or non-educational and general funds
- When the employing district is a public junior college or junior college district, the employer shall contribute to the retirement system an amount equal to 50 percent of the state contribution rate for certain instructional or administrative employees and 100 percent of the state contribution rate for all other employees.

Contribution rates and amounts for active employees, participating employers, and the State of Texas for the current and prior fiscal year are shown below.

<u>Contribution Rates</u>	<u>2020</u>	<u>2021</u>
Members	7.7%	7.7%
Employer	7.5%	7.5%
State of Texas (NECE)	7.5%	7.5%
 <u>Contribution Amounts</u>		
Members	\$ 598,526	\$ 607,430
Employer	255,624	248,252
State of Texas (NECE)	434,004	483,942

Employers are also required to pay surcharges in the following cases:

- All public schools, charter schools and regional education service centers must contribute 1.5 percent of the member's salary beginning in fiscal year 2020, gradually increasing to 2 percent in fiscal year 2025.
- When employing a retiree of TRS, the employer shall pay an amount equal to the member contribution and the state contribution as an employment after retirement surcharge.

E. Net Pension Liability

Components of the Net Pension Liability of the Plan as of August 31, 2020 are disclosed below.

<u>Components of Pension Liability</u>	<u>Total</u>
Total Pension Liability	\$ 218,974,205,084
Less: Plan Fiduciary Net Position	(165,416,245,243)
Net Pension Liability	<u>\$ 53,557,959,841</u>
Net Position as Percentage of Total Pension Liability	75.54%

ALPINE INDEPENDENT SCHOOL DISTRICT
NOTES TO THE FINANCIAL STATEMENTS
FOR THE YEAR ENDED JUNE 30, 2021

F. Actuarial Methods and Assumptions

Roll Forward

The actuarial valuation was performed as of August 31, 2019. Update procedures were used to roll forward the total pension liability to August 31, 2020. The total pension liability is determined by an annual actuarial valuation. The actuarial methods and assumptions were selected by the Board of Trustees based upon analysis and recommendations by the System's actuary. The Board of Trustees has sole authority to determine the actuarial assumptions used for the Plan. The actuarial methods and assumptions were primarily based on a study of actual experience for the three year period ending August 31, 2017 and were adopted in July 2018.

The active mortality rates were based on 90 percent of the RP 2014 Employee Mortality Tables for males and females with full generational mortality. The post-retirement mortality rates for healthy lives were based on the 2018 TRS of Texas Healthy Pensioner Mortality Tables with full generational projection using the ultimate improvement rates from the most recently published projection scale U-MP.

The long-term expected rate of return on pension plan investments is 7.25 percent. The long-term expected rate of return on plan investments was determined using a building-block method in which best-estimate ranges of expected future real rates of return (expected returns, net of pension plan investment expense, and inflation) are developed for each major asset class. These ranges are combined to produce the long-term expected rate of return by weighting the expected future real rates of return by the target asset allocation percentage and by adding expected inflation. Best estimates of geometric real rates of return for each major asset class included in the System's target asset allocation as of August 31, 2019 are summarized in the chart below:

Asset Class	FY 2020 Target Allocation* %	Long-Term Expected Geometric Real Rate of Return*	Expected Contribution to Long- Term Portfolio Returns
Global Equity			
USA	18.00%	3.90%	0.99%
Non-U.S. Developed	13.00%	5.10%	0.92%
Emerging Markets	9.00%	5.60%	0.83%
Private Equity	14.00%	6.70%	1.41%
Stable Value			
Government Bonds	16.00%	(0.70)%	(0.05)%
Absolute Return (Including Credit Sensitive Investments)	0.00%	1.80%	0.00%
Stable Value Hedge Funds	5.00%	1.90%	0.11%
Real Return			
Real Estate	15.00%	4.60%	1.02%
Energy, Natural Resources and Infrastructure	6.00%	6.00%	0.42%
Commodities	0.00%	0.80%	0.00%
Risk Parity			
Risk Parity	8.00%	3.00%	0.30%
Asset Allocation Leverage			
Cash	2.00%	(1.50)%	(0.03)%
Asset Allocation Leverage	(6.00)%	(1.30)%	0.08%
Inflation Expectation			2.00%
Volatility Drag*			(0.67)%
Expected Return	100.00%		7.33%

*Target allocations are based on the FY2020 policy model.

**Capital Market Assumptions come from Aon Hewitt (as of 08/31/2020).

***The volatility drag results from the conversion between arithmetic and geometric mean returns.

ALPINE INDEPENDENT SCHOOL DISTRICT
 NOTES TO THE FINANCIAL STATEMENTS
 FOR THE YEAR ENDED JUNE 30, 2021

The following table discloses the assumptions that were applied to this measurement period.

Actuarial Methods and Assumptions

Valuation Date	August 31, 2019 rolled forward to August 31, 2020
Actuarial Cost Method	Individual Entry Age Normal
Asset Valuation Method	Market Value
Single Discount Rate	7.25%
Long-Term Expected Rate	7.25%
Municipal Bond Rate as of August 2020	2.33% - Source for the rate is the Fixed Income Market Data/Yield Curve/Data Municipal bonds with 20 years to maturity that include only federally tax-exempt municipal bonds as reported in Fidelity Index's "20-Year Municipal GO AA Index."
Last year ending August 31 in Projection Period (100 years)	2119
Inflation	2.30%
Salary Increases	3.05% to 9.05% including inflation
Ad hoc post-employment benefit changes	None

The actuarial assumptions used in the determination of the total pension liability are the same assumptions used in the actuarial valuation as of August 31, 2019. For a full description of these assumptions please see the actuarial valuation report dated November 14, 2019.

G. Discount Rate

A single discount rate of 7.25 percent was used to measure the total pension liability. The single discount rate was based on the expected rate of return on plan investments of 7.25 percent. The projection of cash flows used to determine this single discount rate assumed that contributions from active members, employers and the non-employer contributing entity will be made at the rates set by the Legislature during the 2019 legislative session. It is assumed that future employer and state contributions will be 8.50 percent of payroll in fiscal year 2020 gradually increasing to 9.55 percent of payroll over the next several years. This includes all employer and state contributions for active and rehired retirees.

Based on these assumptions, the pension plan's fiduciary net position was projected to be available to make all projected future benefit payments of current plan members. Therefore, the long-term expected rate of return on pension plan investments was applied to all periods of projected benefit payments to determine the total pension liability.

H. Change of Assumptions Since the Prior Measurement Date

There were no changes in assumptions since the prior measurement date.

I. Sensitivity of the Net Pension Liability to the Single Discount Rate Assumption

The following table presents the net pension liability of the plan using the discount rate of 7.25 percent, and what the net pension liability would be if it were calculated using a discount rate that is one percentage point lower (6.25 percent) or one percentage point higher (8.25 percent) than the current rate.

ALPINE INDEPENDENT SCHOOL DISTRICT
NOTES TO THE FINANCIAL STATEMENTS
FOR THE YEAR ENDED JUNE 30, 2021

Sensitivity of the Net Pension Liability to the Single Discount Rate Assumption			
	1% Decrease 6.25%	Current Single Discount Rate 7.25%	1% Increase 8.25%
District's Proportionate Share of the Net Pension Liability:	\$ 5,196,302	\$ 3,369,885	\$ 1,885,961

J. District Net Pension Liabilities, Deferred Outflows of Resources and Deferred Inflows of Resources Related to Pensions, and Pension Expense

The Net Pension Liability of the Plan as a whole was last measured as of August 31, 2020 and the total pension liability used to calculate the Net Pension Liability was determined by an actuarial valuation as of that date. The District was assigned a proportion of the Plan's Net Pension Liability based on the District's contributions to the Plan relative to the contributions of all employers for the period September 1, 2019 through August 31, 2020.

The table below presents a two-year comparison of the District's assigned proportion and resulting proportionate share of the collective Net Pension Liability, as well as the State's proportionate share of the Net Pension Liability associated with the District.

	Measurement Date		
	8/31/19	8/31/20	Change
District's Proportion of the Collective Net Pension Liability	0.000063041258	0.000062920330	(0.000000120928)
District's Proportionate Share of the Net Pension Liability	\$ 3,277,082	\$ 3,369,885	\$ 92,803
State's Proportionate Share of the Net Pension Liability Associated with the District	5,967,569	5,924,567	(43,002)
Total Pension Liability	<u>\$ 9,244,651</u>	<u>\$ 9,294,452</u>	<u>\$ 49,801</u>

At June 30, 2021, Alpine Independent School District reported its proportionate share of the TRS's deferred outflows of resources and deferred inflows of resources related to pensions from the following sources:

	Deferred Outflows of Resources	Deferred Inflows of Resources
Differences between expected and actual economic experience	\$ 6,153	\$ 94,045
Changes in actuarial assumptions	781,933	332,473
Difference between projected and actual investment earnings	150,120	81,899
Changes in proportion and difference between the employer's contributions and the proportionate share of contributions	135,014	162,405
Contributions paid to TRS subsequent to the measurement date	209,291	-
Total	\$ 1,282,511	\$ 670,822

The net amounts of the employer's balances of deferred outflows and inflows of resources related to pensions (not including the deferred contribution paid subsequent to the measurement date) will be recognized in pension expense as follows:

ALPINE INDEPENDENT SCHOOL DISTRICT
 NOTES TO THE FINANCIAL STATEMENTS
 FOR THE YEAR ENDED JUNE 30, 2021

Measurement Year Ended August 31,	Pension Expense Amount
2021	\$ 148,202
2022	124,230
2023	135,784
2024	33,684
2025	(38,486)
Thereafter	(1,016)

For the year ended June 30, 2021, Alpine Independent School District recognized pension expense of \$308,729 and revenue of \$712,596 for support provided by the State.

9. EMPLOYEE HEALTH CARE COVERAGE

During the year ended June 30, 2021, employees of the District were covered by the state-wide health insurance plan, TRS Active Care. The District contributed \$225 per month per employee to the Plan, the State provided an additional \$75 per month per employee, and employees, at their option, authorized payroll withholdings to pay contributions or premiums for dependents. TRS manages TRS Active Care. The Plan is administered by Aetna while Caremark was assigned the prescription drug plan.

10. OTHER POST-EMPLOYMENT BENEFITS (OPEB) PLAN – TRS-CARE

A. Plan Description

The Texas Public School Retired Employees Group Insurance Program (TRS-Care) is a multiple-employer, cost-sharing, defined Other Post-Employment Benefit (OPEB) plan with a special funding situation. The TRS-Care program was established in 1986 by the Texas Legislature.

The Board of Trustees of TRS administers the TRS-Care program and the related fund in accordance with the Texas Insurance Code Chapter 1575. The Board of Trustees is granted the authority to establish basic and optional group insurance coverage for participants as well as to amend benefit terms as needed under Chapter 1575.052. The Board may adopt rules, plans, procedures, and orders reasonably necessary to administer the program, including minimum benefits and financing standards. Further detailed information regarding TRS and TRS-Care is available in a separately issued Comprehensive Annual Financial Report for TRS that includes financial statements and required supplementary information. That report may be obtained online at www.trs.texas.gov; by writing to TRS at 1000 Red River Street, Austin, Texas, 78701-2698; or by calling (512) 542-6592.

B. Benefits Provided

TRS-Care provides health insurance coverage to retirees from public schools, charter schools, regional service centers, and other educational districts who are members of the TRS pension system. Eligible non-Medicare retirees and their dependents may enroll in TRS-Care Standard, a high-deductible health plan. Eligible Medicare retirees and their dependents may enroll in the TRS-Care Medicare Advantage medical plan and the TRS-Care Medicare Rx prescription drug plan. To qualify for TRS-Care coverage, a retiree must have at least 10 years of service credit in the TRS pension system.

The General Appropriations Act passed by the 86th Legislature included funding to maintain TRS-Care premiums at their current level through 2021. The 86th legislature also passed SB 1682 which requires TRS to establish a contingency reserve in the TRS-Care fund equal to 60 days of expenditures. This amount is estimated at \$277,490,586 as of August 31, 2020.

ALPINE INDEPENDENT SCHOOL DISTRICT
NOTES TO THE FINANCIAL STATEMENTS
FOR THE YEAR ENDED JUNE 30, 2021

C. Contributors to TRS-Care

Contributors to the plan include active and retired members, employers, and the State of Texas as the only non-employer contributing entity.

During fiscal year 2020, the number of participating employers are presented in the following table.

<u>Participating Employers</u>	
Independent School Districts	1,021
Open Enrollment Charter Schools	187
Regional Service Centers	20
Other Educational Districts	<u>3</u>
Total	<u><u>1,231</u></u>

TRS-Care plan membership as of August 31, 2019 is shown in the following table. Because the actuarial valuation was based on a roll-forward (See Section F), the counts are as of that date.

<u>TRS-Care Plan Membership</u>	
Active plan members	725,690
Inactive plan members currently receiving benefits	191,250
Inactive plan members entitled to but not yet receiving benefits	11,785
Total	<u><u>928,725</u></u>

The Average Expected Remaining Service Life (AERSL) of 9.1073 is based on the membership information as of the beginning of the fiscal year.

D. Contributions

Contribution rates for the TRS-Care plan are established in State Statute by the Texas Legislature, and there is no continuing obligation to provide benefits beyond each fiscal year. The TRS-Care plan is currently funded on a pay-as-you-go basis and is subject to change based on available funding. Funding for TRS-Care is provided by retiree premium contributions; and contributions from the state, active employees, and participating employers are based on active employee compensation. The TRS Board does not have the authority to set or amend contribution rates.

At the inception of the plan, funding was projected to last 10 years through fiscal year 1995. The original funding was sufficient to maintain the solvency of the fund through fiscal year 2000. Since that time, appropriations and contributions have been established to fund the benefits for each successive biennium.

Section 1575.202 of the Texas Insurance Code establishes the State's contribution rate which is 1.25 percent of the employee's salary. Section 1575.203 establishes the active employee rate which is 0.65 percent of salary. Section 1575.204 establishes a public school contribution rate of not less than 0.25 percent or not more than 0.75 percent of the salary of each active employee of the employer. The actual public school contribution rate is prescribed by the Legislature in the General Appropriations Act, which is 0.75 percent of each active employee's pay for fiscal year 2020.

ALPINE INDEPENDENT SCHOOL DISTRICT
NOTES TO THE FINANCIAL STATEMENTS
FOR THE YEAR ENDED JUNE 30, 2021

Contribution rates and amounts for active employees, participating employers, and the State of Texas for the current and prior fiscal year are shown below.

<u>Contribution Rates</u>	<u>2020</u>	<u>2021</u>
Members	0.65%	0.65%
Employer	0.75%	0.75%
State of Texas	1.25%	1.25%
Federal/Private Funding*	1.25%	1.25%
 <u>Contribution Amounts</u>		
Members	\$ 50,524	\$ 51,277
Employer	85,149	77,912
State of Texas (NECE)	76,589	85,402
* Contributions paid from federal funds and private grants are remitted by the employer and paid at the State rate.		

All employers whose employees are covered by the TRS pension plan are also required to pay a surcharge of \$535 per month when employing a retiree of the TRS. The TRS-Care surcharges for fiscal year 2020 totaled \$11,413,512.

A supplemental appropriation was authorized by Senate Bill 1264 of the 86th Texas Legislature to provide \$2,208,137 for fiscal year 2020 and \$3,312,206 for fiscal year 2021, for consumer protections against medical and health care billing by certain out-of-network providers. Funding will be in fiscal year 2021.

The premium rates for retirees are reflected in the following table.

TRS-Care Monthly Premium Rates				
	Medicare		Non-Medicare	
Retiree or Surviving Spouse	\$	135	\$	200
Retiree and Spouse		529		689
Retiree or Surviving Spouse and Children		468		408
Retiree and Family		1,020		999

E. Net OPEB Liability

Components of the Net OPEB Liability of the TRS-Care plan as of August 31, 2020 are disclosed in the following table.

<u>Components of OPEB Liability</u>	<u>Total</u>
Total OPEB Liability	\$ 40,010,833,815
Less: Plan Fiduciary Net Position	(1,996,317,932)
Net OPEB Liability	\$ 38,014,515,883
Net Position as a Percentage of Total OPEB Liability	4.99%

ALPINE INDEPENDENT SCHOOL DISTRICT
NOTES TO THE FINANCIAL STATEMENTS
FOR THE YEAR ENDED JUNE 30, 2021

The primary reasons for this year's \$12.0 billion liability reduction related to the difference between expected and actual experience and were due to (a) savings to the fully-insured Medicare Advantage premiums, which resulted from Congress' repeal of the Health Insurer Fee in December 2019 and vendor premium guarantees, and (b) favorable claims and rebate experience for the prescription drug benefits provided to Medicare retirees.

F. Actuarial Methods and Assumptions

Roll Forward

The actuarial valuation was performed as of August 31, 2019. Update procedures were used to roll forward the total OPEB liability to August 31, 2020.

The actuarial valuation of the OPEB plan offered through TRS-Care is similar to the actuarial valuation performed for the pension plan, except that the OPEB valuation is more complex. All of the demographic assumptions, including rates of retirement, termination, and disability, and most of the economic assumptions, including general inflation and salary increases, used in the OPEB valuation were identical to those used in the respective TRS pension valuation. The demographic assumptions were developed in the experience study performed for TRS for the period ending August 31, 2017.

The following assumptions used for members of TRS are identical to the assumptions employed in the August 31, 2020 TRS annual pension actuarial valuation:

- Rates of Mortality
- Rates of Retirement
- Rates of Termination
- Rates of Disability
- General Inflation
- Wage Inflation
- Salary Increases

The active mortality rates were based on 90 percent of the RP-2014 Employee Mortality Tables for males and females, with full generational mortality using Scale BB. The post-retirement mortality rates for healthy lives were based on the 2018 TRS of Texas Healthy Pensioner Mortality Tables, with full generational projection using the ultimate improvement rates from the most recently published scale (U-MP).

Health Care Trend Rates

The initial medical trend rates were 9.00 percent for Medicare retirees and 7.30 percent for non-Medicare retirees. There was an initial prescription drug trend rate of 9.00 percent for all retirees. The initial trend rates decrease to an ultimate trend rate of 4.25 percent over a period of 13 years.

ALPINE INDEPENDENT SCHOOL DISTRICT
NOTES TO THE FINANCIAL STATEMENTS
FOR THE YEAR ENDED JUNE 30, 2021

Actuarial Methods and Assumptions

Valuation Date	August 31, 2019, rolled forward to August 31, 2020
Actuarial Cost Method	Individual Entry-Age Normal
Inflation	2.30%
Single Discount Rate	2.33% as of August 31, 2020
Aging Factors	Based on plan specific experience
Election Rates	Normal Retirement: 65% participation prior to age 65 and 40% participation after age 65, 25% of pre-65 retirees are assumed to discontinue coverage at age 65.
Expenses	Third-party administrative expenses related to the delivery of health care benefits are included in the age-adjusted claims costs.
Salary Increases	3.05% to 9.05%, including inflation
Ad Hoc Post-Employment Benefit Changes	None

G. Discount Rate

A single discount rate of 2.33 percent was used to measure the total OPEB liability. This was a decrease of .30 percent in the discount rate since the previous year. Since the plan is a pay-as-you-go plan, the single discount rate is equal to the prevailing municipal bond rate.

H. Change of Assumptions Since the Prior Measurement Date

The following assumptions, methods and plan changes which are specific to TRS-Care were updated from the prior year's report:

- The discount rate changed from 2.63 percent as of August 31, 2019 to 2.33 percent, as of August 31, 2020. This change increased the Total OPEB Liability.
- The participation rate for post-65 retirees was lowered from 50 percent to 40 percent. This change lowered the Total OPEB Liability.
- The ultimate health care trend assumption was lowered from 4.50 percent to 4.25 percent as a result of Congress' repeal of the excise (Cadillac) tax on high-cost employer health plans in December 2019. This change lowered the Total OPEB Liability.

I. Changes of Benefit Terms Since the Prior Measurement Date

There were no changes in benefit terms since the prior measurement date.

J. Sensitivity of the Net OPEB Liability to the Single Discount Rate Assumption

The following presents the Net OPEB Liability of the plan using the discount rate for 20-year, tax-exempt general obligation municipal bonds with an average rating of AA/Aa or higher, as well as what the Net OPEB Liability would be if it were calculated using a discount rate that is one-percentage point lower, 1.33 percent, or one-percentage point higher, 3.33 percent, than the AA/Aa rate.

Sensitivity of the Net OPEB Liability to the Single Discount Rate Assumption			
	1% Decrease 1.33%	Current Single Discount Rate 2.33%	1% Increase 3.33%
District's Proportionate Share of the Net OPEB Liability	\$ 5,098,769	\$ 4,248,982	\$ 3,577,772

ALPINE INDEPENDENT SCHOOL DISTRICT
NOTES TO THE FINANCIAL STATEMENTS
FOR THE YEAR ENDED JUNE 30, 2021

K. Sensitivity of the Net OPEB Liability to the Healthcare Cost Trend Rate Assumptions

The following presents the net OPEB liability of the plan using the assumed healthcare cost trend rate, as well as what the net OPEB liability would be if it were calculated using a trend rate that is one-percentage point lower or one-percentage point higher than the assumed healthcare cost trend rate.

Sensitivity of the Net OPEB Liability to the Healthcare Cost Trend Rate Assumption			
	1% Decrease	Current Healthcare Cost Trend Rate	1% Increase
District's Proportionate Share of the Net OPEB Liability	\$ 3,470,874	\$ 4,248,982	\$ 5,285,312

L. District Net OPEB Liabilities, Deferred Outflows of Resources and Deferred Inflows of Resources Related to OPEB, and OPEB Expense

The Net OPEB Liability of the TRS-Care program as a whole was last measured as of August 31, 2020 and the total OPEB liability used to calculate the net OPEB liability was determined by an actuarial valuation as of that date. The District was assigned a proportion of TRS Care's Net OPEB Liability based on the District's contributions to the program relative to the contributions of all employers for the period September 1, 2019 through August 31, 2020.

The table below presents a two-year comparison of the District's assigned proportion and resulting proportionate share of the collective Net OPEB Liability, as well as the State's proportionate share of the Net OPEB Liability associated with the District.

	Measurement Date		Change
	8/31/19	8/31/20	
District's Proportion of the Collective Net OPEB Liability	0.000099938963	0.000111772619	0.000011833656
District's Proportionate Share of the Net OPEB Liability	\$ 4,726,236	\$ 4,248,982	\$ (477,254)
State's Proportionate Share of the Net OPEB Liability Associated with the District	6,280,110	5,709,613	(570,497)
Total OPEB Liability	\$ 11,006,346	\$ 9,958,595	\$ (1,047,751)

At June 30, 2021, Alpine Independent School District reported its proportionate share of TRS's deferred outflows of resources and deferred inflows of resources related to other post-employment benefits from the following sources:

	Deferred Outflows of Resources	Deferred Inflows of Resources
Differences between expected and actual economic experience	\$ 222,475	\$ 1,944,551
Changes in actuarial assumptions	262,074	1,166,792
Difference between projected and actual investment earnings	1,467	87
Change in proportion and difference between the employer's contributions and the proportionate share of contributions	916,221	89,150
Contributions paid to TRS subsequent to the measurement date	65,979	-
Total	\$ 1,468,216	\$ 3,200,580

ALPINE INDEPENDENT SCHOOL DISTRICT
 NOTES TO THE FINANCIAL STATEMENTS
 FOR THE YEAR ENDED JUNE 30, 2021

The net amounts of the employer’s balances of deferred outflows and inflows of resources related to OPEB (not including the deferred contribution paid subsequent to the measurement date) will be recognized in OPEB expense as follows:

Measurement Year Ended August 31,	OPEB Expense Amount
2021	\$ (334,490)
2022	(334,674)
2023	(334,780)
2024	(334,754)
2025	(221,261)
Thereafter	(238,384)

For the year ended June 30, 2021, Alpine Independent School District recognized OPEB expense of (\$34,056) and revenue of (\$39,646) for support provided by the State.

11. FRINGE BENEFITS PAID BY OTHER GOVERNMENTS

The Medicare Prescription Drug, Improvement, and Modernization Act of 2003 established prescription drug coverage for Medicare beneficiaries known as Medicare Part D. Under Medicare Part D, TRS-Care receives retiree drug subsidy payments from the federal government to offset certain prescription drug expenditures for eligible TRS-Care participants. For the years ended June 30, 2021 and June 30, 2020, the subsidy payments received by TRS-Care on behalf of the District were \$38,001 and \$33,694, respectively.

12. FUND BALANCES

The District complies with GASB Statement No. 54, *Fund Balance Reporting and Governmental Fund Type Definitions*, which establishes fund balance classifications that comprise a hierarchy based primarily on the extent to which a government is bound to observe constraints imposed upon the use of the resources reported in governmental funds. Those fund balance classifications are described on the next page.

Nonspendable - Amounts that cannot be spent because they are either not in a spendable form or are legally or contractually required to be maintained intact.

Restricted - Amounts that can be spent only for specific purposes because of constraints imposed by external providers, or imposed by constitutional provisions or enabling legislation.

Committed - Amounts that can only be used for specific purposes pursuant to approval by formal action by the Board.

Assigned - For the General Fund, the Board, or an official or body that has been delegated authority by the Board, may appropriate amounts that are to be used for a specific purpose. For all other governmental funds, any remaining positive amounts not previously classified as nonspendable, restricted or committed.

Unassigned - Amounts that are available for any purpose; these amounts can be reported only in the District’s General Fund.

A detail of the fund balance amounts within each category is included on the governmental funds balance sheet.

ALPINE INDEPENDENT SCHOOL DISTRICT
NOTES TO THE FINANCIAL STATEMENTS
FOR THE YEAR ENDED JUNE 30, 2021

Fund balance of the District may be committed for a specific purpose by formal action of the Board, the District's highest level of decision-making authority. Commitments may be established, modified, or rescinded only through a resolution approved by the Board. The Board has delegated authority to the Superintendent to assign fund balance for a specific purpose. In circumstances where an expenditure is to be made for a purpose for which amounts are available in multiple fund balance classifications, the order in which resources will be expended is as follows: restricted fund balance, committed fund balance, assigned fund balance, and unassigned fund balance.

13. REVENUE FROM LOCAL AND INTERMEDIATE SOURCES

During the current year, revenues from local and intermediate sources consisted of the following:

Type	General Fund	Major Capital Projects Fund	Non-Major Governmental Funds	Proprietary Funds	Trust Funds	Total
Property Taxes	\$ 6,429,937	\$ -	\$ 1,447,764	\$ -	\$ -	\$ 7,877,701
Tuition and Fees	31,713	-	-	19,450	-	51,163
Investment Income	18,771	36,276	1,187	-	274	56,508
Rent	14,400	-	-	-	-	14,400
Gifts	10,867	-	-	-	8,440	19,307
Food Sales	-	-	35,827	-	-	35,827
Athletics	21,216	-	-	-	-	21,216
Enterprising Revenues	-	-	-	-	126,540	126,540
Miscellaneous Local Revenue	24,740	15,287	538,670	-	-	578,697
Total	<u>\$ 6,551,644</u>	<u>\$ 51,563</u>	<u>\$ 2,023,448</u>	<u>\$ 19,450</u>	<u>\$ 135,254</u>	<u>\$ 8,781,359</u>

14. UNEARNED REVENUE

Unearned revenue at June 30, 2021 consisted of the following amounts:

Fund	State Grants	Federal Grants	Total
Non-Major Governmental Funds	\$ 41,491	\$ 35,437	\$ 76,928
Total	<u>\$ 41,491</u>	<u>\$ 35,437</u>	<u>\$ 76,928</u>

15. RISK MANAGEMENT

The District's risk management program includes coverages through third party insurance providers for property, automobile liability, school professional liability, crime, workers' compensation, and other miscellaneous bonds. During the year ended June 30, 2021, there were no significant reductions in insurance coverage from coverage in the prior year. Losses in excess of the various deductible levels are covered through traditional indemnity coverage for buildings and contents, and vehicle liability with various insurance firms. Settled claims have not exceeded insurance limits for the past three years.

ALPINE INDEPENDENT SCHOOL DISTRICT
 NOTES TO THE FINANCIAL STATEMENTS
 FOR THE YEAR ENDED JUNE 30, 2021

16. COMMITMENTS AND CONTINGENCIES

The District participates in a number of federal financial assistance programs. Although the District’s grant programs have been audited in accordance with the provisions of *Government Auditing Standards* and when applicable, the Uniform Guidance, for the year ended June 30, 2021, these programs are subject to financial and compliance audits performed by the specific grantors. These audits, if performed, could result in amounts of expenditures being disallowed by the granting agencies and subject to repayment. The District however expects that such amounts, if any, would be immaterial.

17. TAX LIMITATION AGREEMENT

On December 16, 2014, the District’s Board of Trustees approved an agreement with SolaireHolman 1 LLC for a Limitation on Appraised Value of Property for School District Maintenance and Operations Taxes pursuant to Chapter 313 of the Texas Tax Code. Value limitation agreements are part of a State program, originally created in 2001 which allows school districts to limit the taxable value of an approved project for Maintenance and Operations (M&O) for a period of years specified in a statute. The project(s) must be consistent with the State’s goal to “encourage large scale capital investments in this State.” Chapter 313 grants eligibility to companies engaged in manufacturing, research and development, renewable electric energy production, clean coal projects, nuclear power generation and Texas Priority projects. SolaireHolman 1 LLC qualified for a tax limitation agreement under Texas Tax Code §313.024(b)(5), as a renewable energy electric generation.

Each applicant, including SolaireHolman 1 LLC, has been required to meet a series of capital investment, job creation, and wage requirements specified by State law. At the time of the application’s approval, it was determined by both the District’s Board of Trustees and the Texas Comptroller’s Office that the project would meet these standards. After approval, the applicant company must maintain a viable presence in the District for the entire period of the value limitation plus a period of years thereafter. In addition, there are specific reporting requirements, which are monitored on an annual and biennial basis in order to ensure relevant job, wage, and operational requirements are being met.

As of June 30, 2020, the following information is available regarding the status of the project and impact on maintenance and operations taxes:

(A) Project Value 2020	(B) Project's Value Limitation Amount 2021	(C) Amount of Applicant's M&O Taxes Paid 2021	(D) Amount of Applicant's M&O Taxes Reduced 2020	(E) Company Revenue Loss Payment to School District 2020	(F) Company Supplemental Payment to School District 2021	(G) Net Benefit (Loss) to the School District 2020 (C+E+F)
\$59,948,000	\$15,000,000	\$ 158,250	\$ 474,133	\$ -	\$ 189,635	\$ 347,885

ALPINE INDEPENDENT SCHOOL DISTRICT
NOTES TO THE FINANCIAL STATEMENTS
FOR THE YEAR ENDED JUNE 30, 2021

18. UNEMPLOYMENT COMPENSATION POOL

During the year ended June 30, 2021, Alpine Independent School District provided unemployment compensation coverage to its employees through participation in the TASB Risk Management Fund (the Fund). The Fund was created and is operated under the provisions of the Interlocal Cooperation Act, Chapter 791 of the Texas Government Code. The Fund's Unemployment Compensation Program is authorized by Section 22.005 of the Texas Education Code and Chapter 172 of the Texas Local Government Code. All members participating in the Fund execute Interlocal Agreements that define the responsibilities of the parties.

The Fund meets its quarterly obligation to the Texas Workforce Commission. Expenses are accrued monthly until the quarterly payment has been made. Expenses can be reasonably estimated; therefore there is no need for specific or aggregate stop loss coverage for the Unemployment Compensation pool. For the year ended June 30, 2021, the Fund anticipates that Alpine Independent School District has no additional liability beyond the contractual obligation for payment of contribution. The Fund engages the services of an independent auditor to conduct a financial audit after the close of each year on August 31. The audit is accepted by the Fund's Board of Trustees in February of the following year. The Fund's audited financial statements as of August 31, 2020, are available on the TASB Risk Management Fund website and have been filed with the Texas Department of Insurance in Austin.

19. SHARED SERVICES ARRANGEMENT – FISCAL AGENT

Shared Services Arrangement - Fiscal Agent

The District is the fiscal agent for the 588 Educational Cooperative, a Shared Service Arrangement (SSA) which provides special education and Medicaid reimbursement services to the member districts listed below. All services are provided by the fiscal agent. The member districts provide the funds to the fiscal agent. In accordance with the guidance provided in the Texas Education Agency (TEA) Financial Accountability System Resource Guide (FASRG), the District accounts the fiscal agent's activities using Model 2 for the Special Education Program and Medicaid reimbursement services

THIS PAGE LEFT BLANK INTENTIONALLY

ALPINE INDEPENDENT SCHOOL DISTRICT
NOTES TO THE FINANCIAL STATEMENTS
FOR THE YEAR ENDED JUNE 30, 2021

Expenditures of the SSA are summarized below:

Member Districts	Shared Services Arrangements-	Shared Services Arrangements-	Shared Services Arrangements-	Shared Services Arrangements-
	IDEA-Part B, Formula	IDEA-Part B, Preschool	Career & Tech. Basic Grant	Title III, Part A
Alpine ISD	\$ 189,188	\$ 4,847	\$ 12,438	\$ 6,025
Balmorhea ISD	41,601	1,687	-	-
Culberson ISD	100,354	1,792	-	-
Fort Davis ISD	93,197	866	-	-
Kermit ISD	-	-	16,787	-
Marathon ISD	14,392	297	-	-
Marfa ISD	66,927	4,235	-	-
Presidio ISD	231,021	3,280	-	-
San Vicente ISD	3,727	2	-	-
Sierra Blanca ISD	22,083	460	-	-
Terlingua ISD	20,171	317	-	5,125
Terrell County ISD	36,752	3,709	-	-
Valentine ISD	11,343	823	-	-
Totals	<u>\$ 830,755</u>	<u>\$ 22,314</u>	<u>\$ 29,225</u>	<u>\$ 11,150</u>

20. RESTATEMENT OF NET POSITION

During the year, the District adopted Governmental Accounting Standards Board Statement No. 84, Fiduciary Activities. The objective of GASB 84 is to improve guidance regarding the identification of fiduciary activities for accounting and financial reporting purposes and how those activities should be reported. This Statement also is intended to improve the usefulness of fiduciary activity information primarily for assessing the accountability of governments in their roles as fiduciaries.

The District accounts for its Student Activity Fund as a Custodial Fund (previously referred to as an Agency Fund) which is a type of Fiduciary Activity. Implementation of GASB 84 resulted in the recognition of revenues (additions) and expenses (deductions) which are reported on a Statement of Changes in Fiduciary Net Position. This is in contrast to the previous reporting method whereby the net effect of revenues and expenses in a given period were reported as a liability, Due to Student Groups.

As a part of the restatement, Private-Purpose Trust Funds previously contained within the Student Activity Fund were separated as stand-alone Private-Purpose Trust Funds.

	Private-Purpose	
	Trust Funds	Custodial Funds
Net position as previously stated at June 30, 2020	\$ -	\$ -
Effect of implementing GASB 84	1,934	126,820
Net position as restated at June 30, 2020	<u>\$ 1,934</u>	<u>\$ 126,820</u>

THIS PAGE LEFT BLANK INTENTIONALLY

REQUIRED SUPPLEMENTARY INFORMATION

ALPINE INDEPENDENT SCHOOL DISTRICT
SCHEDULE OF THE DISTRICT'S PROPORTIONATE SHARE OF THE NET PENSION LIABILITY -
TEACHER RETIREMENT SYSTEM
FOR THE YEAR ENDED JUNE 30, 2021

	Measurement Year			
	2020	2019	2018	2017
District's Proportion of the Net Pension Liability	0.0062920330%	0.0063041258%	0.0065337646%	0.0067120247%
District's Proportionate Share of the Net Pension Liability	\$ 3,369,885	\$ 3,277,082	\$ 3,596,343	\$ 2,146,144
State's Proportionate Share of the District Net Pension Liability	5,924,567	5,967,569	6,425,629	4,043,278
Total Pension Liability	<u>\$ 9,294,452</u>	<u>\$ 9,244,651</u>	<u>\$ 10,021,972</u>	<u>\$ 6,189,422</u>
District's Covered-Employee Payroll	\$ 7,888,708	\$ 7,742,154	\$ 7,802,917	\$ 7,816,132
District's Proportionate Share of the Net Pension Liability as a Percentage of its Covered-Employee Payroll	42.72%	42.33%	46.09%	27.46%
Plan Fiduciary Net Position as a Percentage of the Total Net Pension Liability	75.54%	75.24%	73.74%	82.17%

The amounts presented are determined as of the Plan's measurement year which was as of August 31 in each prior calendar year from the District's fiscal year end.

This schedule reflects the available years of data since the adoption of GASB 68.

Measurement Year		
2016	2015	2014
0.0068974673%	0.0078190000%	0.0039540000%
\$ 2,606,450	\$ 2,763,877	\$ 1,051,061
<u>4,926,011</u>	<u>4,733,585</u>	<u>4,430,329</u>
<u>\$ 7,532,461</u>	<u>\$ 7,497,462</u>	<u>\$ 5,481,390</u>
\$ 7,646,013	\$ 7,541,021	\$ 7,606,247
34.09%	36.65%	13.82%
78.00%	78.43%	83.25%

ALPINE INDEPENDENT SCHOOL DISTRICT
SCHEDULE OF DISTRICT CONTRIBUTIONS –
TEACHER RETIREMENT SYSTEM
FOR THE YEAR ENDED JUNE 30, 2021

	Fiscal Year			
	2021	2020	2019	2018
Contractually Required Contribution	\$ 248,252	\$ 255,624	\$ 228,252	\$ 223,084
Contribution in Relation to the Contractually Required Contribution	<u>(248,252)</u>	<u>(255,624)</u>	<u>(228,252)</u>	<u>(223,084)</u>
Contribution Deficiency (Excess)	<u>\$ -</u>	<u>\$ -</u>	<u>\$ -</u>	<u>\$ -</u>
District's Covered-Employee Payroll	\$ 7,888,708	\$ 7,773,059	\$ 7,742,154	\$ 7,802,917
Contributions as a Percentage of Covered- Employee Payroll	3.15%	3.29%	2.95%	2.86%

The amounts presented are as of the District's fiscal year end of June 30.

This schedule reflects the available years of data since the inception of GASB 68 and will eventually reflect ten years of data.

			Fiscal Year		
2017		2016		2015	
\$	217,739	\$	221,052	\$	218,268
<u>(217,739)</u>		<u>(221,052)</u>		<u>(218,268)</u>	
<u>\$</u>	<u>-</u>	<u>\$</u>	<u>-</u>	<u>\$</u>	<u>-</u>
\$	7,816,132	\$	7,646,013	\$	7,541,021
	2.79%		2.89%		2.89%

THIS PAGE LEFT BLANK INTENTIONALLY

ALPINE INDEPENDENT SCHOOL DISTRICT
 SCHEDULE OF THE DISTRICT'S PROPORTIONATE SHARE OF THE NET OPEB LIABILITY –
 TEXAS PUBLIC SCHOOL RETIRED EMPLOYEES GROUP INSURANCE PLAN
 FOR THE YEAR ENDED JUNE 30, 2021

	Measurement Year			
	2020	2019	2018	2017
District's Proportion of the Net Liability for Other Post Employment Benefits	0.0111772619%	0.0099938963%	0.0094680482%	0.0096841492%
District's Proportionate Share of the Net Post Employment Benefit Liability	\$ 4,248,982	\$ 4,726,236	\$ 4,727,483	\$ 4,211,273
State's Proportionate Share of the Net Post Employment Benefit Liability Associated with the District	5,709,613	6,280,110	6,403,187	5,875,885
Total Other Post Employment Benefits Liability	<u>\$ 9,958,595</u>	<u>\$ 11,006,346</u>	<u>\$ 11,130,670</u>	<u>\$ 10,087,158</u>
District's Covered Payroll	\$ 7,773,059	\$ 7,742,154	\$ 7,802,917	\$ 7,816,132
District's Proportionate Share of the Net OPEB Liability as a Percentage of its Covered Payroll	54.66%	61.05%	60.59%	53.88%
Plan Fiduciary Net Position as a Percentage of the Total Net OPEB Liability	4.99%	2.66%	1.57%	0.91%

The amounts presented are determined as of the Plan's measurement year which was as of August 31 in each prior calendar year from the District's fiscal year end.

This schedule reflects the available years of data since the adoption of GASB 75.

ALPINE INDEPENDENT SCHOOL DISTRICT
SCHEDULE OF DISTRICT CONTRIBUTIONS –
TEXAS PUBLIC SCHOOL RETIRED EMPLOYEES GROUP INSURANCE PLAN
FOR THE YEAR ENDED JUNE 30, 2021

	Fiscal Year		
	2021	2020	2019
Contractually Required Contribution	\$ 77,912	\$ 85,149	\$ 65,279
Contribution in Relation to the Contractually Required Contribution	<u>(77,912)</u>	<u>(85,149)</u>	<u>(65,279)</u>
Contribution Deficiency (Excess)	<u>\$ -</u>	<u>\$ -</u>	<u>\$ -</u>
District's Covered Payroll	\$ 7,888,708	\$ 7,773,059	\$ 7,742,154
Contributions as a Percentage of Covered Payroll	0.99%	1.10%	0.84%

The amounts presented are as of the District's fiscal year end June 30.

This schedule reflects the available years of data since the inception of GASB 75 and will eventually reflect ten years of data.

Fiscal Year	
2018	2017
\$ 48,138	\$ 42,988
<u>(48,138)</u>	<u>(42,988)</u>
<u>\$ -</u>	<u>\$ -</u>
\$ 7,802,917	\$ 7,816,132
0.62%	0.55%

THIS PAGE LEFT BLANK INTENTIONALLY

ALPINE INDEPENDENT SCHOOL DISTRICT
NOTES TO REQUIRED SUPPLEMENTARY INFORMATION
FOR THE YEAR ENDED JUNE 30, 2021

Teacher Retirement System

Actuarial Assumptions

The information presented in the required supplementary schedules was used in the actuarial valuation for determining the actuarially determined contribution rate and the Net Pension Liability in accordance with GASB 68. Actuarial methods and assumptions used for funding purposes can be found in the Teacher Retirement System of Texas Pension Plan note to the financial statements.

Changes of Benefit Terms

In May 2019, the 86th Texas legislature approved the TRS Pension Reform Bill (SB12) that provides for gradual contribution increases from the state, participating employers and active employees to make the pension fund actuarially sound. These increases immediately made the pension fund actuarially sound and the legislature approved funding for a 13th check. All eligible members retired as of December 31, 2018 received an extra annuity check in September 2019 in either the matching amount of their monthly annuity payment or \$2,000, whichever was less.

Changes of Assumptions

- There were no changes in assumptions since the prior measurement date.
-

Texas Public School Retired Employees Group Insurance Plan

Actuarial Assumptions

Actuarial methods and assumptions used for funding purposes can be found in the Other Post-Employment Benefits (OPEB) Plan – TRS-Care note to the financial statements.

Changes of Benefit Terms

The General Appropriations Act passed by the 86th Legislature included funding to maintain TRS-Care premiums at their current level through 2021. The 86th legislature also passed SB 1682 which requires TRS to establish a contingency reserve in the TRS-Care fund equal to 60 days of expenditures. This amount is estimated at \$277,490,586 as of August 31, 2020.

Changes of Assumptions Since the Prior Measurement Date

The following assumptions, methods and plan changes which are specific to TRS-Care were updated from the prior year's report:

- The discount rate changed from 2.63 percent as of August 31, 2019 to 2.33 percent, as of August 31, 2020. This change increased the Total OPEB Liability.
- The participation rate for post-65 retirees was lowered from 50 percent to 40 percent. This change lowered the Total OPEB Liability.
- The ultimate health care trend assumption was lowered from 4.50 percent to 4.25 percent as a result of Congress' repeal of the excise (Cadillac) tax on high-cost employer health plans in December 2019. This change lowered the Total OPEB Liability.

THIS PAGE LEFT BLANK INTENTIONALLY

**COMBINING AND INDIVIDUAL FUND
STATEMENTS AND SCHEDULES**

ALPINE INDEPENDENT SCHOOL DISTRICT
 COMBINING BALANCE SHEET
 NONMAJOR GOVERNMENTAL FUNDS
 JUNE 30, 2021

Data Control Codes	211	226	240	242
	ESEA, Title I, Part A	IDEA-Part B, Discretionary	National Breakfast and Lunch Program	Summer Feeding Program, TDA
ASSETS				
1110 Cash and Cash Equivalents	\$ -	\$ 58,533	\$ 855	\$ 1,510
1220 Property Taxes - Delinquent	-	-	-	-
1230 Allowance for Uncollectible Taxes (Credit)	-	-	-	-
1240 Due from Other Governments	12,546	69,816	-	-
1260 Due from Other Funds	-	2,499	-	-
1000 Total Assets	<u>\$ 12,546</u>	<u>\$ 130,848</u>	<u>\$ 855</u>	<u>\$ 1,510</u>
LIABILITIES				
2110 Accounts Payable	\$ -	\$ -	\$ -	\$ -
2170 Due to Other Funds	12,546	130,848	855	1,510
2180 Due to Other Governments	-	-	-	-
2300 Unearned Revenues	-	-	-	-
2000 Total Liabilities	<u>12,546</u>	<u>130,848</u>	<u>855</u>	<u>1,510</u>
DEFERRED INFLOWS OF RESOURCES				
2600 Unavailable Revenue	-	-	-	-
Total Deferred Inflows of Resources	<u>-</u>	<u>-</u>	<u>-</u>	<u>-</u>
FUND BALANCES				
Restricted for:				
3450 Federal or State Funds Restricted	-	-	-	-
3480 Retirement of Long-Term Debt	-	-	-	-
3000 Total Fund Balances	<u>-</u>	<u>-</u>	<u>-</u>	<u>-</u>
4000 Total Liab., Def. Inflows, and Fund Balances	<u>\$ 12,546</u>	<u>\$ 130,848</u>	<u>\$ 855</u>	<u>\$ 1,510</u>

244	255	263	266	270	271	288	289
Career and Technical- Basic Grant	ESEA, Title II, Part A	Title III, Part A	Elementary & Secondary School Emergency Relief (ESSER I)	ESEA, Title VI, Part B	Workforce Investment Act Youth Activities	Coronavirus Relief Fund	Federally Funded Spec. Rev. Fund
\$ -	\$ 6,433	\$ 1,494	\$ -	\$ -	\$ 25,417	\$ 20,354	\$ 5,010
-	-	-	-	-	-	-	-
-	-	-	-	-	-	-	-
1,300	1,000	2,223	1,568	-	-	617	5,010
-	-	2,698	-	-	-	-	-
<u>\$ 1,300</u>	<u>\$ 7,433</u>	<u>\$ 6,415</u>	<u>\$ 1,568</u>	<u>\$ -</u>	<u>\$ 25,417</u>	<u>\$ 20,971</u>	<u>\$ 10,020</u>
\$ -	\$ -	\$ -	\$ -	\$ -	\$ -	\$ -	\$ -
1,300	7,433	6,415	1,568	-	-	20,971	-
-	-	-	-	-	-	-	-
-	-	-	-	-	25,417	-	10,020
<u>1,300</u>	<u>7,433</u>	<u>6,415</u>	<u>1,568</u>	<u>-</u>	<u>25,417</u>	<u>20,971</u>	<u>10,020</u>
-	-	-	-	-	-	-	-
-	-	-	-	-	-	-	-
-	-	-	-	-	-	-	-
-	-	-	-	-	-	-	-
<u>\$ 1,300</u>	<u>\$ 7,433</u>	<u>\$ 6,415</u>	<u>\$ 1,568</u>	<u>\$ -</u>	<u>\$ 25,417</u>	<u>\$ 20,971</u>	<u>\$ 10,020</u>

ALPINE INDEPENDENT SCHOOL DISTRICT
 COMBINING BALANCE SHEET
 NONMAJOR GOVERNMENTAL FUNDS
 JUNE 30, 2021

Data	313	314	331	350	
Control	Shared Services	Shared Services	Shared Services	Shared Services	
Codes	Arrangements- IDEA-Part B, Formula	Arrangements- IDEA-Part B, Preschool	Arrangements- Career and Technical- Basic Grant	Arrangements- Title III, Part A	
ASSETS					
1110	Cash and Cash Equivalents	\$ -	\$ -	\$ -	\$ 273
1220	Property Taxes - Delinquent	-	-	-	-
1230	Allowance for Uncollectible Taxes (Credit)	-	-	-	-
1240	Due from Other Governments	225,743	5,643	17,289	2,425
1260	Due from Other Funds	-	-	-	-
1000	Total Assets	<u>\$ 225,743</u>	<u>\$ 5,643</u>	<u>\$ 17,289</u>	<u>\$ 2,698</u>
LIABILITIES					
2110	Accounts Payable	\$ -	\$ -	\$ -	\$ -
2170	Due to Other Funds	225,743	5,643	17,289	2,698
2180	Due to Other Governments	-	-	-	-
2300	Unearned Revenues	-	-	-	-
2000	Total Liabilities	<u>225,743</u>	<u>5,643</u>	<u>17,289</u>	<u>2,698</u>
DEFERRED INFLOWS OF RESOURCES					
2600	Unavailable Revenue	-	-	-	-
	Total Deferred Inflows of Resources	<u>-</u>	<u>-</u>	<u>-</u>	<u>-</u>
FUND BALANCES					
	Restricted for:				
3450	Federal or State Funds Restricted	-	-	-	-
3480	Retirement of Long-Term Debt	-	-	-	-
3000	Total Fund Balances	<u>-</u>	<u>-</u>	<u>-</u>	<u>-</u>
4000	Total Liab., Def. Inflows, and Fund Balances	<u>\$ 225,743</u>	<u>\$ 5,643</u>	<u>\$ 17,289</u>	<u>\$ 2,698</u>

397	401	410	411	429	437	498	511	
Advanced Placement Incentives	State-Funded Optional Extended-Year Program	State Textbook Fund	Technology Allotment	State Funded Special Revenue Funds	Shared Services Arrangements-588 Educational Cooperative	Local Grant Fund	Debt Service Fund	Total Non-Major Governmental Funds
\$ 5,332	\$ 5,355	\$ 26,735	\$ 2,145	\$ -	\$ 290,877	\$ 37,801	\$ 800,474	\$ 1,288,598
-	-	-	-	-	-	-	112,106	112,106
-	-	-	-	-	-	-	(11,211)	(11,211)
-	-	-	-	25,000	-	46,280	-	416,460
-	-	-	-	13	261,919	97	-	267,226
<u>\$ 5,332</u>	<u>\$ 5,355</u>	<u>\$ 26,735</u>	<u>\$ 2,145</u>	<u>\$ 25,013</u>	<u>\$ 552,796</u>	<u>\$ 84,178</u>	<u>\$ 901,369</u>	<u>\$ 2,073,179</u>
\$ -	\$ -	\$ 2,219	\$ -	\$ -	\$ -	\$ -	\$ -	\$ 2,219
-	-	-	-	20,870	511	84,178	83,894	624,272
-	-	-	-	-	81,154	-	-	81,154
5,332	5,355	24,516	2,145	4,143	-	-	-	76,928
<u>5,332</u>	<u>5,355</u>	<u>26,735</u>	<u>2,145</u>	<u>25,013</u>	<u>81,665</u>	<u>84,178</u>	<u>83,894</u>	<u>784,573</u>
-	-	-	-	-	-	-	100,895	100,895
-	-	-	-	-	-	-	100,895	100,895
-	-	-	-	-	471,131	-	-	471,131
-	-	-	-	-	-	-	716,580	716,580
-	-	-	-	-	471,131	-	716,580	1,187,711
<u>\$ 5,332</u>	<u>\$ 5,355</u>	<u>\$ 26,735</u>	<u>\$ 2,145</u>	<u>\$ 25,013</u>	<u>\$ 552,796</u>	<u>\$ 84,178</u>	<u>\$ 901,369</u>	<u>\$ 2,073,179</u>

ALPINE INDEPENDENT SCHOOL DISTRICT
 COMBINING STATEMENT OF REVENUES, EXPENDITURES, AND CHANGES IN FUND BALANCE
 NONMAJOR GOVERNMENTAL FUNDS
 FOR THE YEAR ENDED JUNE 30, 2021

Data Control Codes	211 ESEA, Title I, Part A	226 IDEA-Part B, Discretionary	240 National Breakfast and Lunch Program	242 Summer Feeding Program, TDA
REVENUES				
5700 Local and Intermediate Sources	\$ -	\$ -	\$ 35,827	\$ -
5800 State Program Revenues	-	-	2,242	-
5900 Federal Program Revenues	231,348	82,024	330,522	1,012
5020 Total Revenues	231,348	82,024	368,591	1,012
EXPENDITURES				
0011 Instruction	160,904	82,024	-	-
0013 Curriculum & Instructional Staff Development	70,444	-	-	-
0021 Instructional Leadership	-	-	-	-
0023 School Leadership	-	-	-	-
0031 Guidance, Counseling & Evaluation Services	-	-	-	-
0035 Food Services	-	-	463,901	3,542
0051 Facilities Maintenance and Operations	-	-	-	-
0052 Security and Monitoring Services	-	-	-	-
0071 Debt Service - Principal	-	-	-	-
0072 Debt Service - Interest	-	-	-	-
0073 Debt Service - Bond Issuance Costs	-	-	-	-
6030 Total Expenditures	231,348	82,024	463,901	3,542
1100 Excess (Deficiency) of Revenues Over (Under) Expenditures	-	-	(95,310)	(2,530)
OTHER FINANCING SOURCES (USES)				
7912 Sale of Property	-	-	-	-
7915 Transfers In	-	-	91,828	2,512
7080 Total Other Financing Sources (Uses)	-	-	91,828	2,512
1200 Net Change in Fund Balance	-	-	(3,482)	(18)
0100 Fund Balance - Beginning	-	-	3,482	18
3000 Fund Balance - Ending	\$ -	\$ -	\$ -	\$ -

244	255	263	266	270	271	288	289
Career and Technical- Basic Grant	ESEA, Title II, Part A	Title III, Part A	Elementary & Secondary School Emergency Relief (ESSER I)	ESEA, Title VI, Part B	Workforce Investment Act Youth Activities	Coronavirus Relief Fund	Federally Funded Spec. Rev. Fund
\$ -	\$ -	\$ -	\$ -	\$ -	\$ -	\$ -	\$ -
-	-	-	-	-	-	-	-
12,438	39,735	6,814	150,698	19,182	-	-	42,111
12,438	39,735	6,814	150,698	19,182	-	-	42,111
12,438	39,735	6,814	150,698	19,182	-	-	42,111
-	-	-	-	-	-	-	-
-	-	-	-	-	-	-	-
-	-	-	-	-	-	-	-
-	-	-	-	-	-	-	-
-	-	-	-	-	-	-	-
-	-	-	-	-	-	-	-
-	-	-	-	-	-	-	-
-	-	-	-	-	-	-	-
-	-	-	-	-	-	-	-
-	-	-	-	-	-	-	-
12,438	39,735	6,814	150,698	19,182	-	-	42,111
-	-	-	-	-	-	-	-
-	-	-	-	-	-	-	-
-	-	-	-	-	-	-	-
-	-	-	-	-	-	-	-
-	-	-	-	-	-	-	-
-	-	-	-	-	-	-	-
\$ -	\$ -	\$ -	\$ -	\$ -	\$ -	\$ -	\$ -

ALPINE INDEPENDENT SCHOOL DISTRICT
 COMBINING STATEMENT OF REVENUES, EXPENDITURES, AND CHANGES IN FUND BALANCE
 NONMAJOR GOVERNMENTAL FUNDS
 FOR THE YEAR ENDED JUNE 30, 2021

Data Control Codes	313 Shared Services Arrangements- IDEA-Part B, Formula	314 Shared Services Arrangements- IDEA-Part B, Preschool	331 Shared Services Arrangements- Career and Technical- Basic Grant	350 Shared Services Arrangements- Title III, Part A
REVENUES				
5700 Local and Intermediate Sources	\$ -	\$ -	\$ -	\$ -
5800 State Program Revenues	-	-	-	-
5900 Federal Program Revenues	830,755	22,314	29,225	11,150
5020 Total Revenues	830,755	22,314	29,225	11,150
EXPENDITURES				
0011 Instruction	252,458	-	29,225	11,150
0013 Curriculum & Instructional Staff Development	1,539	-	-	-
0021 Instructional Leadership	46,079	-	-	-
0023 School Leadership	-	-	-	-
0031 Guidance, Counseling & Evaluation Services	530,679	22,314	-	-
0035 Food Services	-	-	-	-
0051 Facilities Maintenance and Operations	-	-	-	-
0052 Security and Monitoring Services	-	-	-	-
0071 Debt Service - Principal	-	-	-	-
0072 Debt Service - Interest	-	-	-	-
0073 Debt Service - Bond Issuance Costs	-	-	-	-
6030 Total Expenditures	830,755	22,314	29,225	11,150
1100 Excess (Deficiency) of Revenues Over (Under) Expenditures	-	-	-	-
OTHER FINANCING SOURCES (USES)				
7912 Sale of Property	-	-	-	-
7915 Transfers In	-	-	-	-
7080 Total Other Financing Sources (Uses)	-	-	-	-
1200 Net Change in Fund Balance	-	-	-	-
0100 Fund Balance - Beginning	-	-	-	-
3000 Fund Balance - Ending	\$ -	\$ -	\$ -	\$ -

397	401	410	411	429	437	498	511	
Advanced Placement Incentives	State-Funded Optional Extended-Year Program	State Textbook Fund	Technology Allotment	State Funded Special Revenue Funds	Shared Services Arrangements-588 Educational Cooperative	Local Grant Fund	Debt Service Fund	Total Non-Major Governmental Funds
\$ -	\$ -	\$ -	\$ -	\$ -	\$ 538,670	\$ -	\$ 1,448,951	\$ 2,023,448
-	-	6,841	-	25,000	-	196,954	-	231,037
-	-	-	-	-	-	-	-	1,809,328
-	-	6,841	-	25,000	538,670	196,954	1,448,951	4,063,813
-	-	6,841	-	-	274,877	-	-	1,088,457
-	-	-	-	-	-	-	-	71,983
-	-	-	-	-	175,837	-	-	221,916
-	-	-	-	-	-	90,954	-	90,954
-	-	-	-	-	49,235	60,916	-	663,144
-	-	-	-	-	-	-	-	467,443
-	-	-	-	-	41,723	-	-	41,723
-	-	-	-	25,000	-	45,084	-	70,084
-	-	-	-	-	-	-	460,000	460,000
-	-	-	-	-	-	-	785,950	785,950
-	-	-	-	-	-	-	3,794	3,794
-	-	6,841	-	25,000	541,672	196,954	1,249,744	3,965,448
-	-	-	-	-	(3,002)	-	199,207	98,365
-	-	-	-	-	6,455	-	-	6,455
-	-	-	-	-	-	-	-	94,340
-	-	-	-	-	6,455	-	-	100,795
-	-	-	-	-	3,453	-	199,207	199,160
-	-	-	-	-	467,678	-	517,373	988,551
\$ -	\$ -	\$ -	\$ -	\$ -	\$ 471,131	\$ -	\$ 716,580	\$ 1,187,711

ALPINE INDEPENDENT SCHOOL DISTRICT
 COMBINING BALANCE SHEET
 PRIVATE-PURPOSE TRUST FUNDS
 JUNE 30, 2021

Data	811	812	813	814		
Control	H.B. Pena	Jim Lee	Kaleena	School Board	Total Private-	
Codes	Scholarship	Scholarship	Scholarship	Scholarship	Purpose Trust	
					Funds	
ASSETS						
1110	Cash and Cash Equivalents	\$ 40	\$ 1,000	\$ 1,000	\$ 4,840	\$ 6,880
1000	Total Assets	40	1,000	1,000	4,840	6,880
NET POSITION						
3800	Restricted	40	1,000	1,000	4,840	6,880
3000	Total Net Position	\$ 40	\$ 1,000	\$ 1,000	\$ 4,840	\$ 6,880

ALPINE INDEPENDENT SCHOOL DISTRICT
 COMBINING STATEMENT OF CHANGES IN NET POSITION
 PRIVATE-PURPOSE TRUST FUNDS
 FOR THE YEAR ENDED JUNE 30, 2021

Data Control Codes	811 H.B. Pena Scholarship	812 Jim Lee Scholarship	813 Kaleena Ramos Scholarship	814 School Board Scholarship	Total Private- Purpose Trust Funds
ADDITIONS					
Contributions:					
5744 Foundations, Gifts, and Bequests	\$ -	\$ 1,000	\$ 3,000	\$ 4,440	\$ 8,440
5020 Total Contributions	-	1,000	3,000	4,440	8,440
Investment Earnings:					
5742 Interest, Dividends, and Other	-	-	-	6	6
TOTAL ADDITIONS	-	1,000	3,000	4,446	8,446
DEDUCTIONS					
6400 Other Operating Costs	500	1,000	2,000	-	3,500
6030 TOTAL DEDUCTIONS	500	1,000	2,000	-	3,500
1100 Excess (Deficiency) of Additions Over (Under) Deductions	(500)	-	1,000	4,446	4,946
0100 Net Position - Beginning (as restated)	540	1,000	-	394	1,934
3000 Net Position - Ending	\$ 40	\$ 1,000	\$ 1,000	\$ 4,840	\$ 6,880

ALPINE INDEPENDENT SCHOOL DISTRICT
SCHEDULE OF DELINQUENT TAXES RECEIVABLE
FOR THE YEAR ENDED JUNE 30, 2021

Last 10 Years Ended June 30,		Tax Rates		3 Assessed/Appraised Value for School Tax Purposes
		1	2	
		Maintenance	Debt Service	
2012	and prior years	Various	Various	Various
2013		1.17000	0.87000	\$ 390,388,462
2014		1.17000	0.09000	396,887,574
2015		1.17000	0.08200	432,622,817
2016		1.17000	0.08100	440,595,034
2017		1.17000	0.07600	469,513,884
2018		1.17000	0.06250	565,930,173
2019		1.17000	0.05550	593,777,222
2020		1.06835	0.26000	601,357,850
2021	(School year under audit)	1.05470	0.24000	602,379,934
TOTALS				

	10	20	31	32	40	50
	Beginning	Current	Maintenance	Debt Service	Entire	Ending
	Balance	Year's	Collections	Collections	Year's	Balance
	7/1/20	Total Levy			Adjustments	6/30/21
\$	254,293	\$ -	\$ 8,464	\$ 629	\$ (44,634)	\$ 200,566
	33,164	-	1,515	113	(2,010)	29,526
	38,605	-	3,243	249	(3,603)	31,510
	46,824	-	4,484	314	(4,173)	37,853
	59,095	-	5,683	393	(4,293)	48,726
	70,283	-	9,455	614	(4,475)	55,739
	101,978	-	18,817	1,005	(4,355)	77,801
	142,327	-	28,788	1,366	(5,502)	106,671
	390,937	-	192,027	46,733	(5,369)	146,808
	-	7,799,013	6,066,590	1,380,470	(96,336)	255,617
\$	<u>1,137,506</u>	<u>\$ 7,799,013</u>	<u>\$ 6,339,066</u>	<u>\$ 1,431,886</u>	<u>\$ (174,750)</u>	<u>\$ 990,817</u>

ALPINE INDEPENDENT SCHOOL DISTRICT
 SCHEDULE OF REVENUES, EXPENDITURES, AND CHANGES IN FUND BALANCE
 BUDGET AND ACTUAL – CHILD NUTRITION FUND
 FOR THE YEAR ENDED JUNE 30, 2021

Data Control Codes	Budgeted Amounts		Actual	Variance With Final Budget	
	Original	Final	Amounts (GAAP BASIS)		
REVENUES					
5700	Local & Intermediate Sources	\$ 86,000	\$ 86,000	\$ 35,827	\$ (50,173)
5800	State Program Revenues	2,200	2,200	2,242	42
5900	Federal Program Revenues	282,000	282,000	330,522	48,522
5020	Total Revenues	<u>370,200</u>	<u>370,200</u>	<u>368,591</u>	<u>(1,609)</u>
EXPENDITURES					
0035	Food Services	426,742	503,329	463,901	39,428
6030	Total Expenditures	<u>426,742</u>	<u>503,329</u>	<u>463,901</u>	<u>39,428</u>
1100	Excess (Deficiency) of Revenues Over (Under) Expenditures	<u>(56,542)</u>	<u>(133,129)</u>	<u>(95,310)</u>	<u>37,819</u>
OTHER FINANCING SOURCES (USES)					
7915	Transfers In	149,633	149,633	91,828	(57,805)
7080	Total Other Finance Sources (Uses)	<u>149,633</u>	<u>149,633</u>	<u>91,828</u>	<u>(57,805)</u>
1200	Net Change in Fund Balances	93,091	16,504	(3,482)	(19,986)
0100	Fund Balance-July 1 (Beginning)	3,482	3,482	3,482	-
3000	Fund Balance-June 30 (Ending)	<u>\$ 96,573</u>	<u>\$ 19,986</u>	<u>\$ -</u>	<u>\$ (19,986)</u>

ALPINE INDEPENDENT SCHOOL DISTRICT
 SCHEDULE OF REVENUES, EXPENDITURES, AND CHANGES IN FUND BALANCE
 BUDGET AND ACTUAL – DEBT SERVICE FUND
 FOR THE YEAR ENDED JUNE 30, 2021

Data Control Codes	Budgeted Amounts		Actual	Variance With Final Budget	
	Original	Final	Amounts (GAAP BASIS)		
REVENUES					
5700	Local & Intermediate Sources	\$ 1,261,504	\$ 1,261,504	\$ 1,448,951	\$ 187,447
5020	Total Revenues	1,261,504	1,261,504	1,448,951	187,447
EXPENDITURES					
	Debt Service:				
0071	Principal on Long Term Debt	460,000	460,000	460,000	-
0072	Interest on Long Term Debt	785,950	785,950	785,950	-
0073	Bond Issuance Cost and Fees	15,554	15,554	3,794	11,760
6030	Total Expenditures	1,261,504	1,261,504	1,249,744	11,760
1100	Excess (Deficiency) of Revenues Over (Under) Expenditures	-	-	199,207	199,207
0100	Fund Balance-July 1 (Beginning)	517,373	517,373	517,373	-
3000	Fund Balance-June 30 (Ending)	\$ 517,373	\$ 517,373	\$ 716,580	\$ 199,207

THIS PAGE LEFT BLANK INTENTIONALLY

ALPINE INDEPENDENT SCHOOL DISTRICT
 SCHEDULE OF REQUIRED RESPONSES TO SELECTED SCHOOL FIRST INDICATORS
 FOR THE YEAR ENDED JUNE 30, 2021

Data Control Codes		1 Responses
SF1	Was there an unmodified opinion in the Annual Financial Report on the financial statements as a whole?	Yes
SF2	Were there any disclosures in the Annual Financial Report and/or other sources of information concerning nonpayment of any terms of any debt agreement?	No
SF3	Did the school district make timely payments to the Teachers Retirement System (TRS), Texas Workforce Commission (TWC), Internal Revenue Service (IRS), and other government agencies? (If there was a warrant hold not cleared in 30 days, then not timely.)	Yes
SF4	Was the school district issued a warrant hold? (Yes even if cleared within 30 days.)	No
SF5	Did the Annual Financial Report disclose any instances of material weaknesses in internal controls over financial reporting and compliance for local, state, or federal funds?	No
SF6	Was there any disclosure in the Annual Financial Report of material noncompliance for grants, contracts, and laws related to local, state, or federal funds?	No
SF7	Did the school district post the required financial information on its website in accordance with Government Code, Local Government Code, Texas Education Code, Texas Administrative Code and other statutes, laws and rules in effect at the fiscal year end?	Yes
SF8	Did the school board members discuss the school district's property values at a board meeting within 120 days before the school district adopted its budget?	Yes
SF9	Total accumulated accretion on CABs included in government-wide financial statements at fiscal year end.	\$ -

THIS PAGE LEFT BLANK INTENTIONALLY

FEDERAL AWARDS SECTION

THIS PAGE LEFT BLANK INTENTIONALLY



INDEPENDENT AUDITOR'S REPORT ON INTERNAL CONTROL OVER FINANCIAL
REPORTING AND ON COMPLIANCE AND OTHER MATTERS BASED ON AN AUDIT OF
FINANCIAL STATEMENTS PERFORMED IN ACCORDANCE WITH
GOVERNMENT AUDITING STANDARDS

To the Board of Trustees of
Alpine Independent School District

We have audited, in accordance with the auditing standards generally accepted in the United States of America and the standards applicable to financial audits contained in *Government Auditing Standards* issued by the Comptroller General of the United States, the financial statements of the governmental activities, the business-type activities, each major fund, and the aggregate remaining fund information of Alpine Independent School District, as of and for the year ended June 30, 2021, and the related notes to the financial statements, which collectively comprise Alpine Independent School District's basic financial statements, and have issued our report thereon dated September 3, 2021.

Internal Control over Financial Reporting

In planning and performing our audit of the financial statements, we considered Alpine Independent School District's internal control over financial reporting ("internal control") to determine the audit procedures that are appropriate in the circumstances for the purpose of expressing our opinions on the financial statements, but not for the purpose of expressing an opinion on the effectiveness of Alpine Independent School District's internal control. Accordingly, we do not express an opinion on the effectiveness of Alpine Independent School District's internal control.

A *deficiency in internal control* exists when the design or operation of a control does not allow management or employees, in the normal course of performing their assigned functions, to prevent, or detect and correct, misstatements on a timely basis. A *material weakness* is a deficiency, or combination of deficiencies, in internal control, such that there is a reasonable possibility that a material misstatement of the entity's financial statements will not be prevented, or detected and corrected on a timely basis. A *significant deficiency* is a deficiency, or combination of deficiencies, in internal control that is less severe than a material weakness, yet important enough to merit attention by those charged with governance.

Our consideration of internal control was for the limited purpose described in the first paragraph of this section and was not designed to identify all deficiencies in internal control that might be material weaknesses or significant deficiencies. Given these limitations, during our audit we did not identify any deficiencies in internal control that we consider to be material weaknesses. However, material weaknesses may exist that have not been identified.


Compliance and Other Matters

As part of obtaining reasonable assurance about whether Alpine Independent School District's financial statements are free from material misstatement, we performed tests of its compliance with certain provisions of laws, regulations, contracts, and grant agreements, noncompliance with which could have a direct and material effect on the determination of financial statement amounts. However, providing an opinion on compliance with those provisions was not an objective of our audit, and accordingly, we do not express such an opinion. The results of our tests disclosed no instances of noncompliance or other matters that are required to be reported under *Government Auditing Standards*.

THIS PAGE LEFT BLANK INTENTIONALLY

Purpose of this Report

The purpose of this report is solely to describe the scope of our testing of internal control and compliance and the results of that testing, and not to provide an opinion on the effectiveness of the entity's internal control or on compliance. This report is an integral part of an audit performed in accordance with *Government Auditing Standards* in considering the entity's internal control and compliance. Accordingly, this communication is not suitable for any other purpose.

A handwritten signature in black ink that reads "Singleton, Clark & Company, PC". The signature is written in a cursive, flowing style.

Singleton, Clark & Company, PC
Cedar Park, Texas

September 3, 2021

THIS PAGE LEFT BLANK INTENTIONALLY



INDEPENDENT AUDITOR'S REPORT ON COMPLIANCE AND INTERNAL CONTROL
FOR EACH MAJOR PROGRAM AS REQUIRED BY UNIFORM GUIDANCE AND
REPORT ON THE SCHEDULE OF EXPENDITURES OF FEDERAL AWARDS

To the Board of Trustees of
Alpine Independent School District

Report on Compliance for Each Major Federal Program

We have audited Alpine Independent School District's compliance with the types of compliance requirements described in the *OMB Compliance Supplement* that could have a direct and material effect on each of Alpine Independent School District's major federal programs for the year ended June 30, 2021. Alpine Independent School District's major federal programs are identified in the summary of auditor's results section of the accompanying schedule of findings and questioned costs.

Management's Responsibility

Management is responsible for compliance with the federal statutes, regulations, and the terms and conditions of its federal awards applicable to its federal programs.

Auditor's Responsibility

Our responsibility is to express an opinion on compliance for each of Alpine Independent School District's major federal programs based on our audit of the types of compliance requirements referred to above. We conducted our audit of compliance in accordance with auditing standards generally accepted in the United States of America; the standards applicable to financial audits contained in *Government Auditing Standards*, issued by the Comptroller General of the United States; and the audit requirements of Title 2 U.S. *Code of Federal Regulations* Part 200, *Uniform Administrative Requirements, Cost Principles, and Audit Requirements for Federal Awards* (Uniform Guidance). Those standards and the Uniform Guidance require that we plan and perform the audit to obtain reasonable assurance about whether noncompliance with the types of compliance requirements referred to above that could have a direct and material effect on a major federal program occurred. An audit includes examining, on a test basis, evidence about Alpine Independent School District's compliance with those requirements and performing such other procedures as we considered necessary in the circumstances.

We believe that our audit provides a reasonable basis for our opinion on compliance for each major federal program. However, our audit does not provide a legal determination of Alpine Independent School District's compliance.

Opinion on Each Major Federal Program

In our opinion, Alpine Independent School District complied, in all material respects, with the types of compliance requirements referred to above that could have a direct and material effect on each of its major federal programs for the year ended June 30, 2021.

Report on Internal Control over Compliance

Management of Alpine Independent School District is responsible for establishing and maintaining effective internal control over compliance with the types of compliance requirements referred to above. In planning and performing our audit of compliance, we considered Alpine Independent School District's internal control over compliance with the types of requirements that could have a direct and material effect on each major federal program to determine the auditing procedures that are appropriate in the circumstances for the purpose of expressing an opinion on compliance for each major federal program and to test and report on internal control over compliance in accordance with Uniform Guidance, but not for the purpose of expressing an opinion on the effectiveness of internal control over compliance. Accordingly, we do not express an opinion on the effectiveness of Alpine Independent School District's internal control over compliance.

THIS PAGE LEFT BLANK INTENTIONALLY

A deficiency in internal control over compliance exists when the design or operation of a control over compliance does not allow management or employees, in the normal course of performing their assigned functions, to prevent, or detect and correct, noncompliance with a type of compliance requirement of a federal program on a timely basis.


A material weakness in internal control over compliance is a deficiency, or combination of deficiencies, in internal control over compliance, such that there is a reasonable possibility that material noncompliance with a type of compliance requirement of a federal program will not be prevented, or detected and corrected, on a timely basis. A *significant deficiency in internal control over compliance* is a deficiency, or a combination of deficiencies, in internal control over compliance with a type of compliance requirement of a federal program that is less severe than a material weakness in internal control over compliance, yet important enough to merit attention by those charged with governance.

Our consideration of internal control over compliance was for the limited purpose described in the first paragraph of this section and was not designed to identify all deficiencies in internal control over compliance that might be material weaknesses or significant deficiencies. We did not identify any deficiencies in internal control over compliance that we consider to be material weaknesses. However, material weaknesses may exist that have not been identified.

The purpose of this report on internal control over compliance is solely to describe the scope of our testing of internal control over compliance and the results of that testing based on the requirements of the Uniform Guidance. Accordingly, this report is not suitable for any other purpose.

Report on Schedule of Expenditures of Federal Awards Required by *Uniform Guidance*

We have audited the financial statements of Alpine Independent School District as of and for the year ended June 30, 2021, and have issued our report thereon dated September 3, 2021 which contained an unmodified opinion on those financial statements. Our audit was conducted for the purpose of forming an opinion on the financial statements as a whole. The accompanying schedule of expenditures of federal awards is presented for purposes of additional analysis as required by the Uniform Guidance and is not a required part of the financial statements. Such information is the responsibility of management and was derived from and relates directly to the underlying accounting and other records used to prepare the financial statements. The information has been subjected to the auditing procedures applied in the audit of the financial statements and certain additional procedures, including comparing and reconciling such information directly to the underlying accounting and other records used to prepare the financial statements or to the financial statements themselves, and other additional procedures in accordance with auditing standards generally accepted in the United States of America. In our opinion, the schedule of expenditure of federal awards is fairly stated in all material respects in relation to the financial statements as a whole.



Singleton, Clark & Company, PC
Cedar Park, Texas

September 3, 2021

THIS PAGE LEFT BLANK INTENTIONALLY

ALPINE INDEPENDENT SCHOOL DISTRICT
SCHEDULE OF EXPENDITURES OF FEDERAL AWARDS
FOR THE YEAR ENDED JUNE 30, 2021

FEDERAL GRANTOR/ PASS-THROUGH GRANTOR/ PROGRAM OR CLUSTER TITLE	1 Federal ALN Number	2a Pass-Through Entity Identifying Number	3 Federal Expenditures
U.S. DEPARTMENT OF EDUCATION			
<u>Passed through Texas Education Agency</u>			
ESEA, Title I, Part A - Improving Basic Programs	84.010A	21610101022901	\$ 231,348
IDEA - Part B, Discretionary ¹	84.027	206600120229016000	82,024
Shared Services Arrangement - IDEA - Part-B, Formula ¹	84.027	216600010229016000	830,755
Total Assistance Listing Number 84.027			912,779
Shared Services Arrangement - IDEA - Part-B, Formula ¹	84.173	216610010229016000	22,314
Career and Technical Education - Basic Grant	84.048A	21420006022901	12,438
Shared Services Arrangement - Career and Technical - Basic Grant	84.048A	21420006022901	29,225
Total Assistance Listing Number 84.048A			41,663
ESEA, Title II, Part A - Teacher and Principal Training	84.367A	21694501022901	39,735
Title III, Part A - English Lang. Acquisition and Enhancement	84.365A	21671001022901	6,814
COVID-19 Elementary and Secondary School Emergency Relief Fund	84.425D	20521001022901	150,698
Shared Services Arrangement - Title III, Part A - Eng. Lang. Acq.	84.365A	21671001022901	11,150
ESEA, Title VI, Part B - Rural and Low-Income School Program	84.358B	21696001022901	19,182
STOP School Violence	16.839	194310017110001	29,989
ESSA, Title IV, Part A - Student Support and Academic Enrichment	84.424A	21680101022901	12,122
Total Passed through Texas Education Agency			1,477,794
TOTAL U.S. DEPARTMENT OF EDUCATION			1,477,794
U.S. DEPARTMENT OF AGRICULTURE			
<u>Passed through Texas Education Agency</u>			
National School Breakfast Program ²	10.553	71402001	51,924
National School Lunch Program ²	10.555	71302001	246,598
Summer Feeding Program ²	10.559	71302001	1,012
Total Passed through Texas Education Agency			299,534
<u>Passed through Texas Department of Agriculture</u>			
Food Distribution Program - Non-Cash Assistance ²	10.555	21-022901	32,000
Total Passed through Texas Department of Agriculture			32,000
TOTAL U.S. DEPARTMENT OF AGRICULTURE			331,534
U.S. DEPARTMENT OF HEALTH AND HUMAN SERVICES			
<u>Passed through Texas Health and Human Services Commission</u>			
Medicaid Administrative Claiming (MAC)	93.778	HHS000537900011	5,897
Total Passed through Texas Health and Human Services Commission			5,897
TOTAL U.S. DEPT. OF HEALTH AND HUMAN SVCS.			5,897
TOTAL EXPENDITURES OF FEDERAL AWARDS			\$ 1,815,225
<i>Not Considered Federal Financial Assistance:</i>			
School Health and Related Services (SHARS) Revenue			\$ 212,774
TOTAL FEDERAL REVENUE PER STATEMENT OF REVENUES, EXPENDITURES AND CHANGES IN FUND BALANCE			\$ 2,027,999

¹ Special Education (IDEA) Cluster as defined in OMB Compliance Supplement.

² Child Nutrition Cluster as defined in OMB Compliance Supplement.

THIS PAGE LEFT BLANK INTENTIONALLY

ALPINE INDEPENDENT SCHOOL DISTRICT
NOTES TO THE SCHEDULE OF EXPENDITURES OF FEDERAL AWARDS
FOR THE YEAR ENDED JUNE 30, 2021

1. BASIS OF PRESENTATION

The accompanying schedule of expenditures of federal awards (the “Schedule”) includes the federal awards expenditures of Alpine Independent School District (the “District”) under programs of the federal government for the year ended June 30, 2021. The information in the accompanying Schedule is presented in accordance with the requirements of Title 2 U.S. Code of Federal Regulations Part 200, *Uniform Administrative Requirements, Cost Principles, and Audit Requirements for Federal Awards* (Uniform Guidance). Because the Schedule presents only a selected portion of the operations of the District, it is not intended to and does not present the financial position, change in net position, or cash flows of the District.

2. SUMMARY OF SIGNIFICANT ACCOUNTING POLICIES

Basis of Accounting - The expenditures reported on the Schedule are presented using the modified-accrual basis of accounting, with the exception of the National School Lunch Program, School Breakfast Program and the Food Distribution Program. Under the modified-accrual basis of accounting, revenues are recognized in the accounting period in which they become measurable and available, and expenditures in the accounting period in which the fund liability is incurred, if measurable. Such expenditures are recognized following the cost principles contained in the Uniform Guidance, wherein certain types of expenditures are not allowable or are limited to reimbursement.

Expenditures for the National School Lunch Program, School Breakfast Program and the Food Distribution Program are shown on the Schedule in an amount equal to the related revenue, but are not specifically attributable to this revenue source. Expenditures are reported in this manner due to the Child Nutrition Fund being a fund that combines local, state, and federal revenues, and spends those resources together to support the overall operations of the Child Nutrition Program.

The District has elected to not use the 10% de minimis indirect cost rate as allowed under the Uniform Guidance.

Relationship to Basic Financial Statements - Expenditures of federal awards are reported in the District’s basic financial statements in the special revenue funds.

Relationship to Federal Financial Reports - Amounts reported in the accompanying Schedule agree with the amounts reported in the related federal financial reports in all significant respects.

Valuation of Non-Cash Programs – The District values revenues and expenditures for the Food Distribution Program based on the value of commodities received.

THIS PAGE LEFT BLANK INTENTIONALLY

ALPINE INDEPENDENT SCHOOL DISTRICT
 SCHEDULE OF FINDINGS AND QUESTIONED COSTS
 FOR THE YEAR ENDED JUNE 30, 2021

SECTION I – SUMMARY OF AUDITOR’S RESULTS

FINANCIAL STATEMENTS

Type of auditor’s report issued: Unmodified

Internal control over financial reporting:

- Material weakness(es) identified? Yes No
- Significant deficiencies identified that are not considered to be material weaknesses? Yes None reported

Noncompliance material to financial statements noted? Yes No

FEDERAL AWARDS

Internal control over major programs:

- Material weakness(es) identified? Yes No
- Significant deficiencies identified that are not considered to be material weaknesses? Yes None reported

Type of auditor’s report issued on compliance for major programs:

ESEA, Title I, Part A - Improving Basic Programs	Unmodified
Child Nutrition Cluster	Unmodified

Any audit findings disclosed that are required to be reported in accordance with the federal Uniform Guidance? Yes No

Identification of major programs:

<u>CFDA Number(s)</u>	<u>Name of Federal Program or Cluster</u>
84.010A	ESEA, Title I, Part A – Improving Basic Programs
10.553, 10.555, and 10.559	Child Nutrition Cluster

Dollar threshold used to distinguish Type A and Type B programs: \$750,000

Auditee qualified as low-risk auditee? Yes No

THIS PAGE LEFT BLANK INTENTIONALLY

ALPINE INDEPENDENT SCHOOL DISTRICT
SCHEDULE OF FINDINGS AND QUESTIONED COSTS (CONTINUED)
FOR THE YEAR ENDED JUNE 30, 2021

SECTION II – FINANCIAL STATEMENT FINDINGS

Findings Related to Financial Statements Which are Required to be Reported in Accordance with Government Auditing Standards:

No findings or questioned costs required to be reported in accordance with *Government Auditing Standards* for the years ended June 30, 2021 and June 30, 2020.

SECTION III – FEDERAL AWARDS FINDINGS AND QUESTIONED COSTS

Findings Related to Federal Awards Which are Required to be Reported in Accordance with federal Uniform Guidance:

No findings or questioned costs required to be reported in accordance with federal Uniform Guidance for the years ended June 30, 2021 and 2020.